



Cultivating Life-Ready Learners for Lifelong Success

Graduate Great | 2021-2022 Community Impact Report



In this report



Program overview

- Purpose
- Partners
- Objectives
- Strategies



Results and learnings

- Cultivating quality students
- Advancing academic excellence
- Preparing life-ready leaders



Appendix

- Program strategies
- Detailed data
- Partner information




PROGRAM OVERVIEW

Purpose | Partners | Objectives | Strategies

Preparing students in need to succeed

GRADUATE GREAT is an educational collaboration that brings local schools together to create clear and unobstructed paths to graduation and higher education for every student.

- Focuses on students from economically disadvantaged families
- Teachers/schools work collectively from preschool through high school
- Provides rigorous, college preparatory academics AND real-world work experience
- Cultivates graduates with advanced skills and a service mindset to transform our communities for good



Meet the Graduate Great partners



Graduate Great
funding provided by:



What success looks like

Program objectives: fall 2019 to spring 2023 | Graduate Great began in 2017-18



Cultivate quality students

- Increase the percentage of **partner school students attending Cristo Rey** to 50%, both for ninth grade enrollment and overall enrollment.



Advance academic excellence

- Achieve an average of 70% of students **performing at or above grade level** in reading and 50% in math on standardized assessments across all schools and grades.
- Achieve the national average **PSAT** score (860 for ninth graders, 910 for 10th graders, 970 for 11th graders) and an average **SAT** score of 1210 for 12th graders by partner school students at Cristo Rey.
- Achieve a minimum 3.0 **GPA** by partner school students at Cristo Rey.
- Engage 50% of partner school students at Cristo Rey in **dual enrollment**.
- Achieve a 100% high school **graduation rate** by partner school students at Cristo Rey.



Prepare life-ready leaders

- Achieve 90% of partner school students **attending a post-secondary education program**, with a primary focus on attending college.
- Achieve 25% of partner school students meeting **Bright Future requirements**.
- **Reduce the annual financial gap** to attend college to \$3,000 for partner students at Cristo Rey.

How we'll get there



1

Grow strategic partnerships that create a pipeline of quality students.

2

Provide every student with academic college preparation.

3

Accelerate real-world learning through an experiential work-study program.

4

Continue monitoring ongoing pandemic impacts.





RESULTS & LEARNINGS

**Cultivate
Quality
Students**

**Advance
Academic
Excellence**

**Prepare
Life-ready
Learners**



Executive summary



Graduate Great is increasing access to a college preparatory education for more students from limited economic means.

- In the fall of 2022, **61% of all ninth graders at Cristo Rey came from partner schools**, and **50% of all students represent partner schools**, exceeding program objectives and demonstrating the power of a partnership pipeline.



Students from partner schools are succeeding academically.

- 3 of our 5 partnership schools **met or exceeded the partnership's goal for students on level in math**.
- Cristo Rey students from partner schools had an average **GPA of 2.99**, just shy of the 3.0 program objective.
- Both **PSAT and SAT scores are up** from the previous year for students from partner schools as they continue to strive toward the national average.
- **100% of 12th graders at Cristo Rey graduated** in 2021-22, with 21% representing partner schools.





Students have a solid foundation to begin life after graduation.

- 100% of Cristo Rey seniors (34) **attended college after graduation**.
- 71% of students from partner schools had \$3,000 or less of **out-of-pocket expenses per year to attend college**.

Graduate Great results suggest that when local schools work together from preschool through high school, students may achieve greater academic and long-term success.

Results dashboard

-  Up from previous year
-  Already achieved 2023 objective





KEY PERFORMANCE INDICATORS

2020-21 OUTCOMES



















2021-22 OUTCOMES

SPRING 2023 OBJECTIVES






CULTIVATE QUALITY STUDENTS

Ninth Grade Enrollment Contribution	53%	61% 	50% 
Total Enrollment Contribution (All Grades)	42%	50% 	50% 

ADVANCE ACADEMIC EXCELLENCE

Students Performing at/above Level (All Grades)	Reading	Math	Reading	Math	Reading	Math
Academy Prep	72%	54%	53% 	49% 	70%	50%
Nativity	66%	56%	64% 	60% 	70%	50% 
RCMA	53%	68%	57% 	70% 	70%	50% 
St. Joseph	60%	56%	49% 	62% 	70%	50% 
Cristo Rey Tampa	58%	21%	67% 	21%	70%	50%
GPA for Partner School Students	3.16		2.99 		3.0	
PSAT Scores for Partner School Students (Grades 9-11)	915		929 		913	
SAT Scores for Partner School Students (Grade 12)	983		1085 		1210	
Partner Students Dually Enrolled	10%		13% 		50%	
Graduation Rate for Partner School Students	100%		100%		100%	

PREPARE LIFE-READY LEARNERS

Partner Students Attending College	80%	100% 	90% 
Partner Students Meeting Bright Future Requirements	20%	14% 	25%
Partner Students Meeting Annual Out-of-Pocket Tuition Goal	N/A	71% 	100% 

Shaping a model for the future

FROM

TO

Graduation preparation starts in high school



Graduation preparation begins at birth

Schools work independently



All schools and stakeholders work together

Students choose their high school without considering abilities or future aspirations



Students are intentionally pathed to right high school, prepared to succeed

Too many young people are unprepared for college and the workplace



More students graduate high school ready for college, careers and life

The plan forward



Cultivate quality students

- Better support partner schools with processes, communication and prospect identification.
- Continue convening teachers to collaborate and align on consistent curriculum and instruction that will set students up for success at Cristo Rey Tampa; focus on both academic and social-emotional learning.
- Work more closely with families to increase awareness and understanding of Cristo Rey's value.



Advance academic excellence

- Join Silicon Valley Math Initiative for Cristo Rey to improve student outcomes in math.
- Focus more deeply on social-emotional learning for overall achievement.
- Increase student support from partner schools with the transition/adaptation to high school.
- Begin preparing students for the PSAT, SAT and college benchmarking in ninth grade; start advising earlier.
- Offer dual enrollment to all who are ready.



Prepare life-ready learners

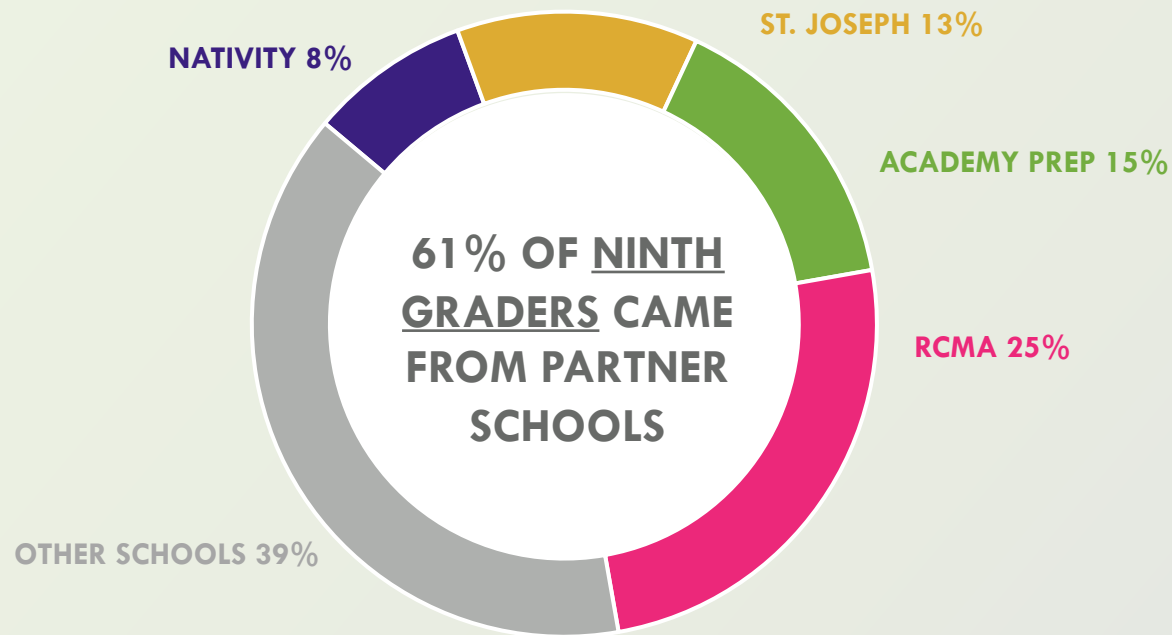
- Focus on a scholarship assistance strategy to reduce annual out-of-pocket college tuition costs
- Track progress beyond high school to view long-term student success and lives changed; communicate that story to funders, partners, community leaders and families.
- Increase number of students who meet Bright Futures requirements to reduce out-of-pocket college costs.



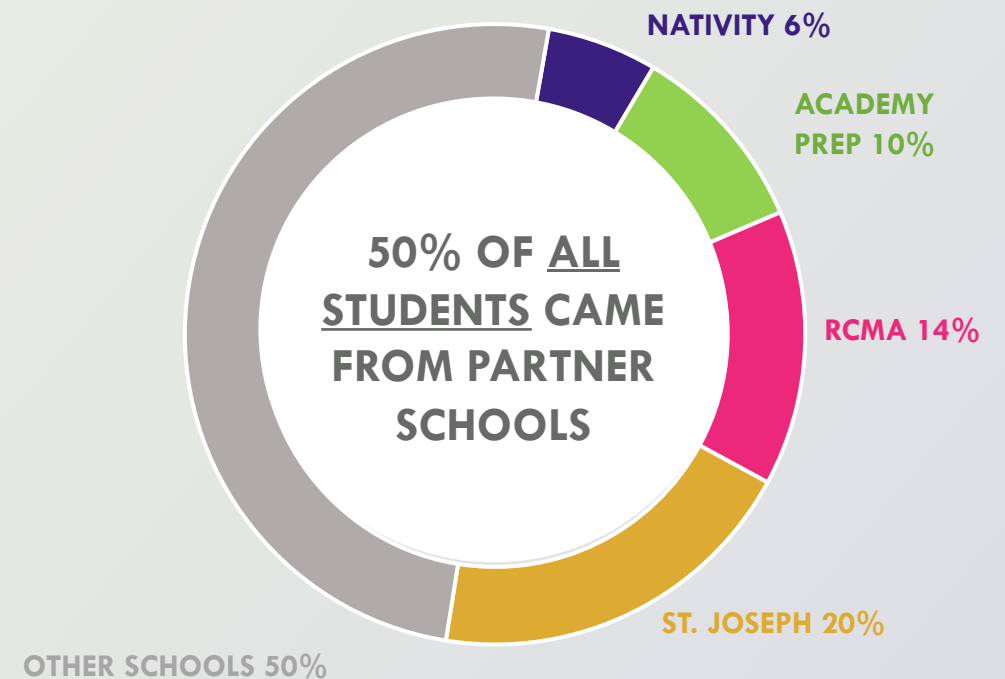
CULTIVATING QUALITY STUDENTS

In fall 2022, 61% of ninth graders entering Cristo Rey and 50% of all students came from Graduate Great partner schools

CRISTO REY FRESHMAN ENROLLMENT (N=72)



CRISTO REY TOTAL ENROLLMENT (N=209)

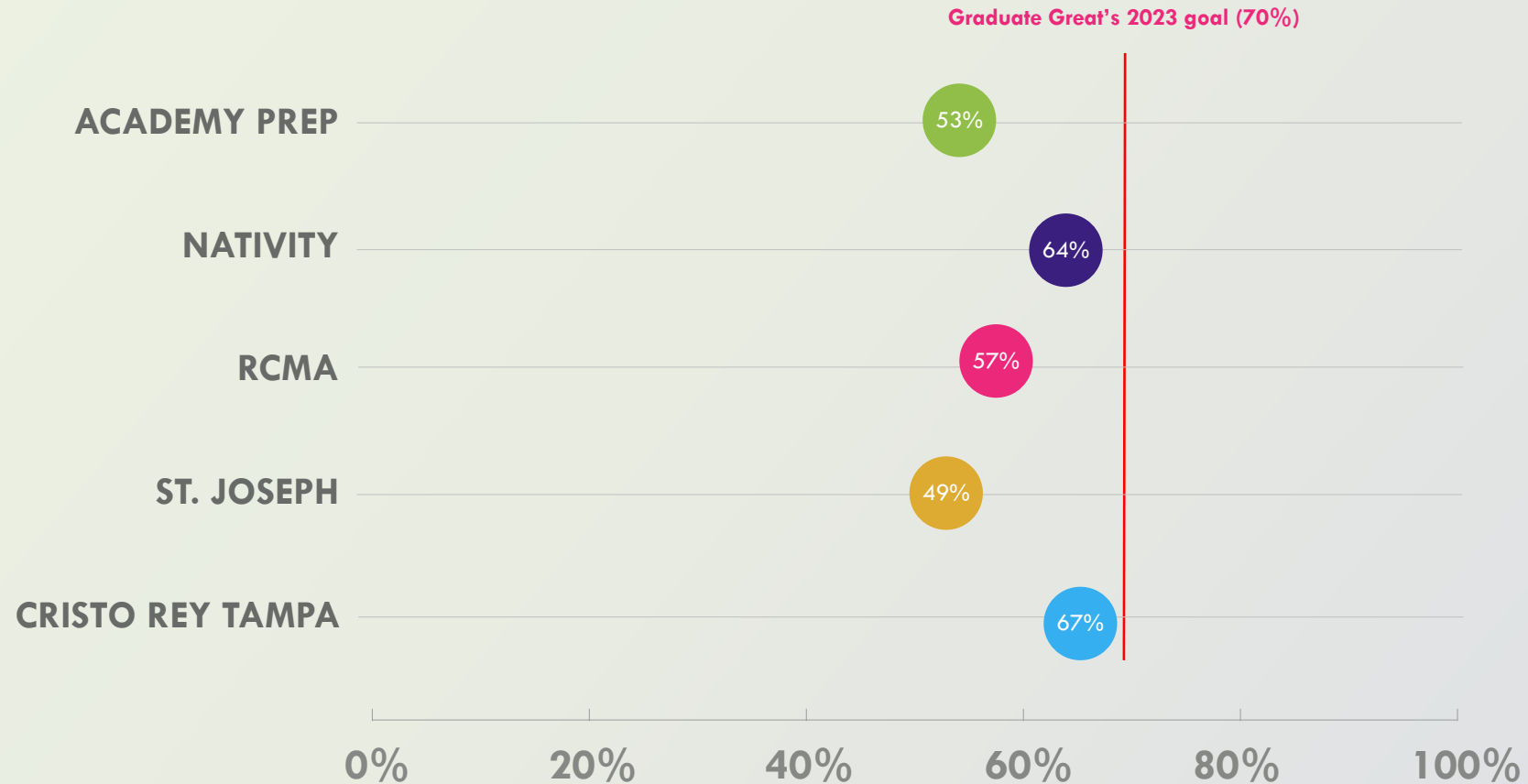


ENROLLMENT CONTRIBUTION NUMBERS ARE FROM FALL 2022.



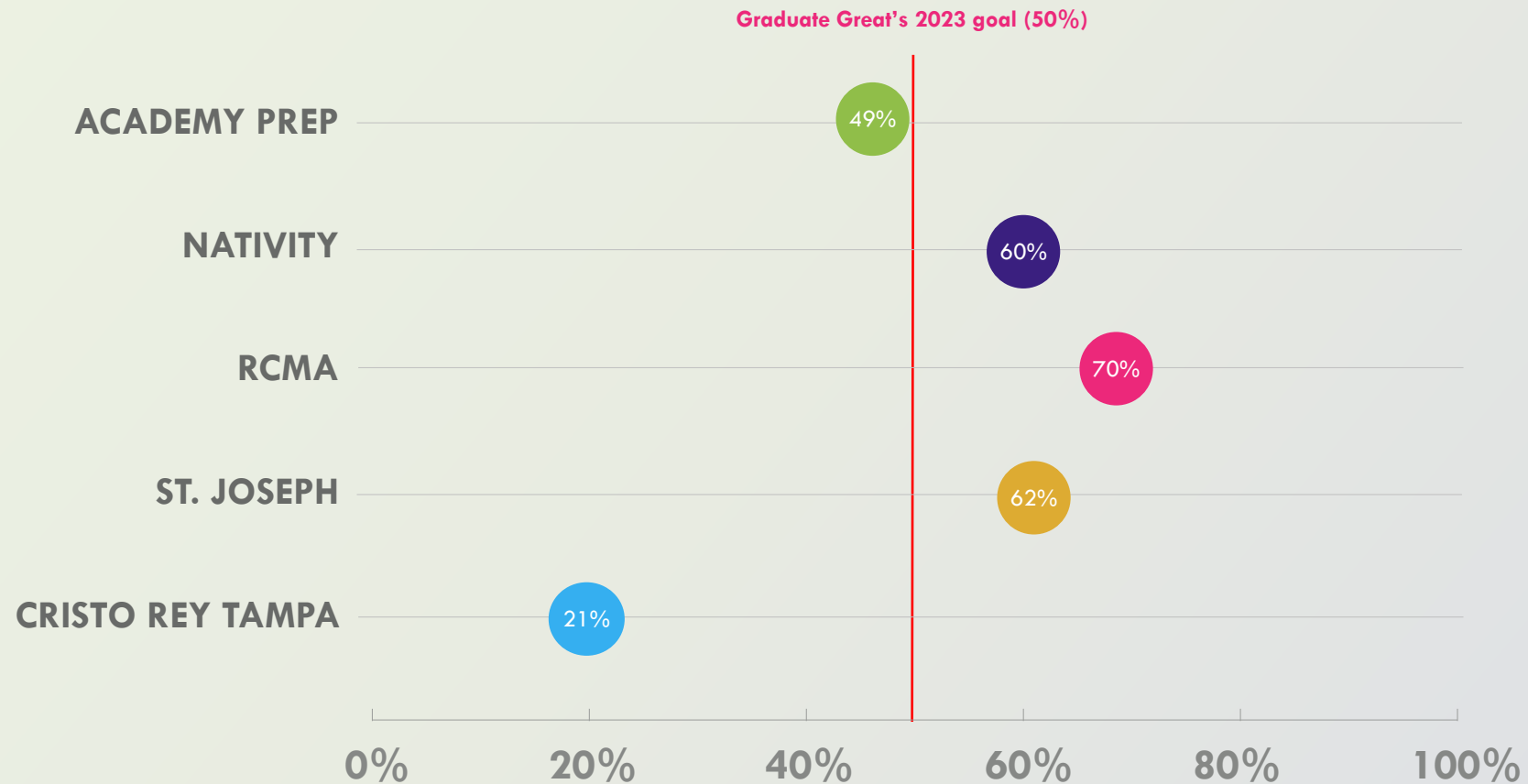
ADVANCING ACADEMIC EXCELLENCE

3 of the 5 partner schools experienced declines in reading scores, with no partner school yet achieving our 2023 objective



THIS CHART SHOWS THE PERCENTAGE OF STUDENTS AT EACH PARTNER SCHOOL PERFORMING AT OR ABOVE THEIR GRADE LEVEL IN ENGLISH LANGUAGE ARTS (ELA) BASED ON THE MAP STANDARDIZED ASSESSMENT FOR GRADES K-8, THE PSAT FOR GRADES 9-11 AND THE SAT FOR 12TH GRADE DURING 2021-22. SEE THE APPENDIX FOR MORE DETAILS BY SCHOOL AND GRADE LEVEL.

In math, 3 of the 5 partner schools increased their scores and are now exceeding our 2023 objective



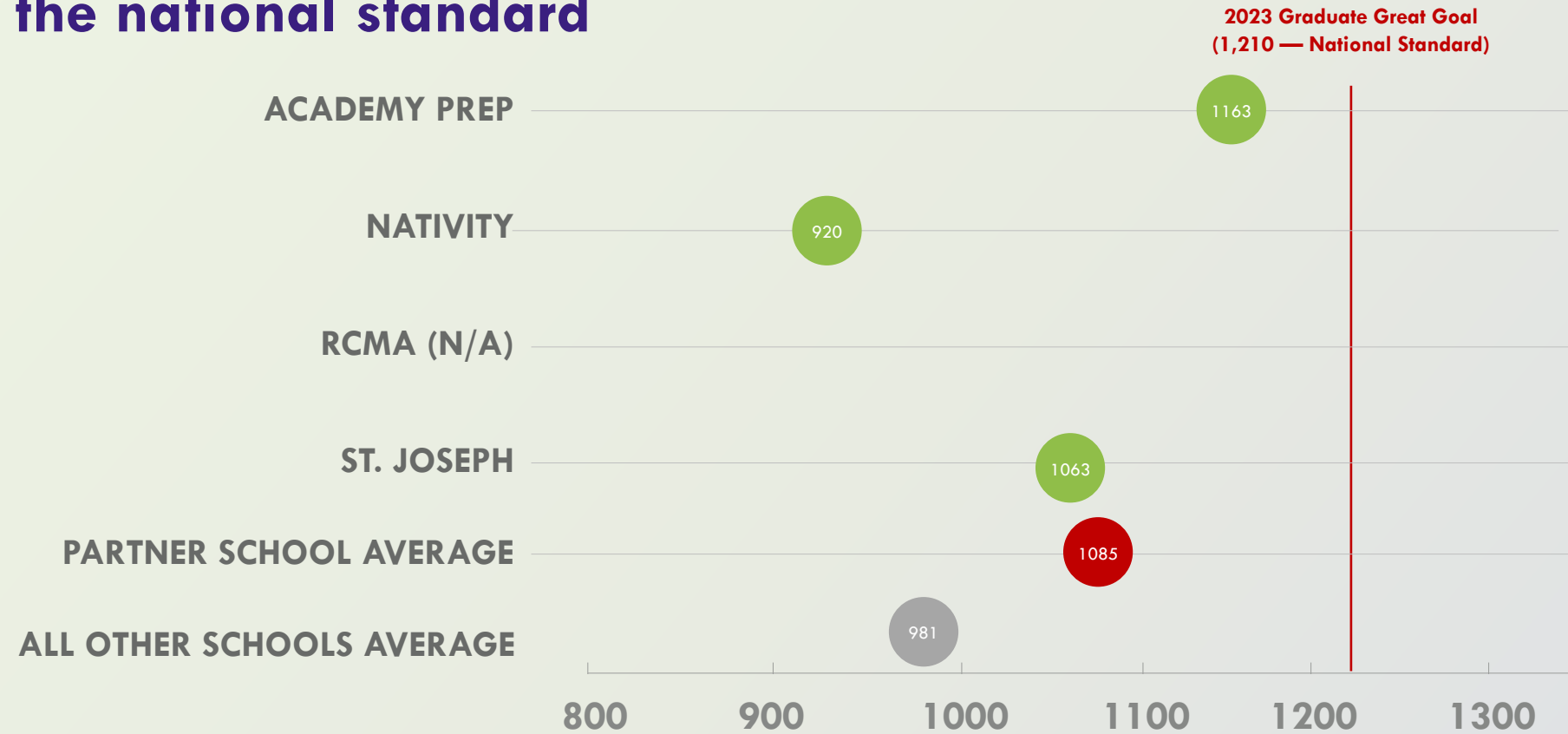
THIS CHART SHOWS THE PERCENTAGE OF STUDENTS AT EACH PARTNER SCHOOL PERFORMING AT OR ABOVE THEIR GRADE LEVEL IN MATH BASED ON THE MAP STANDARDIZED ASSESSMENT FOR GRADES K-8, THE PSAT FOR GRADES 9-11 AND THE SAT FOR 12TH GRADE DURING 2021-22. SEE THE APPENDIX FOR MORE DETAILS BY SCHOOL AND GRADE LEVEL.

Partner school students had higher PSAT scores than all other students but are just at or below the national standard collectively

School Attended Prior to Enrollment	9 th	10 th	11 th	9 th -11 th Average
Academy Prep	980	1100	928	973
Nativity	950	830	1175	992
RCMA	890	900	976	927
St. Joseph	887	902	1010	914
Partner School Average	900	888	1022	929
All Other Schools Average	883	894	934	
2023 Goal/National Standard	860	910	970	

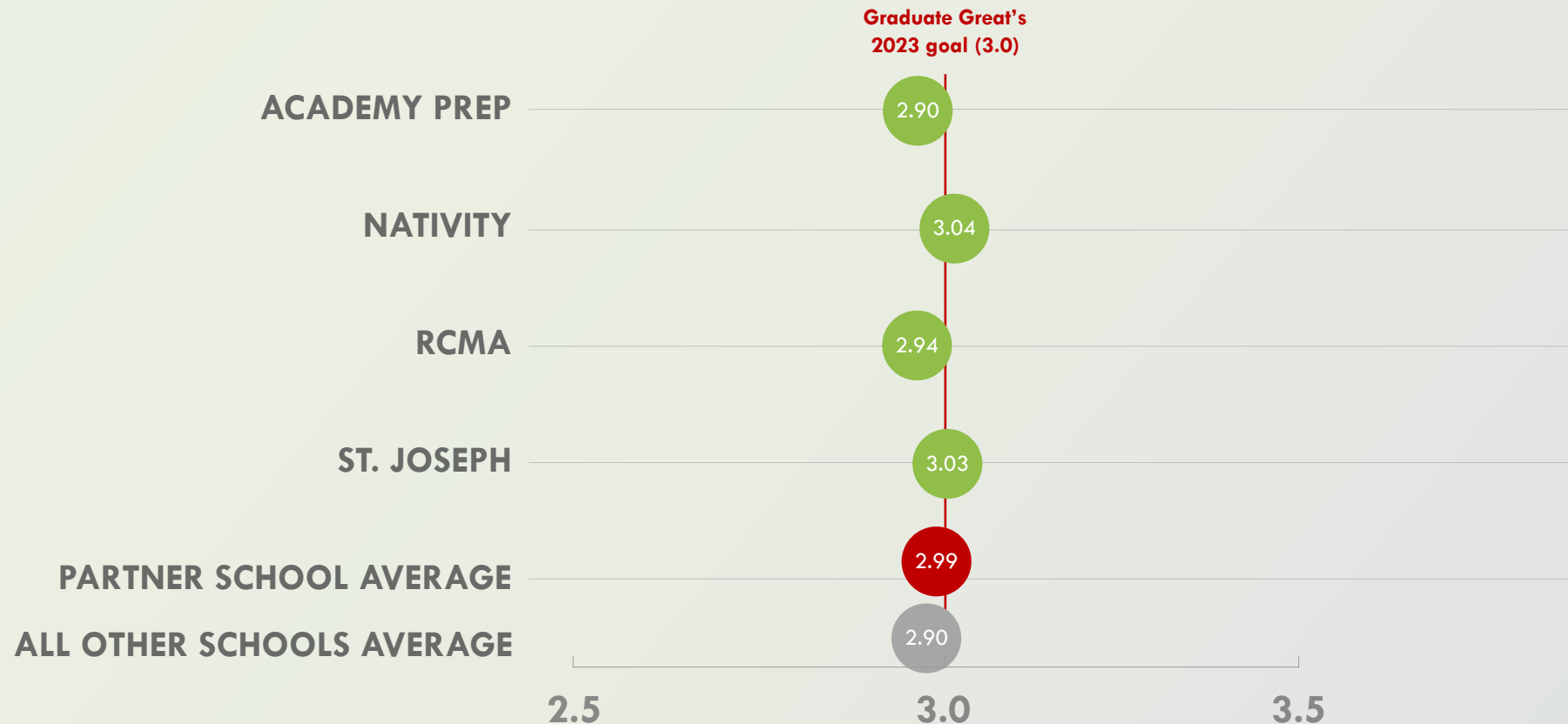
THIS CHART REFLECTS THE AVERAGE PSAT SCORE FROM THE END OF THE 2021-22 SCHOOL YEAR BY GRADE FOR STUDENTS AT CRISTO REY TAMPA SALESIAN HIGH SCHOOL BASED ON WHERE THEY ATTENDED SCHOOL PRIOR TO ENROLLMENT.

The average SAT score for Cristo Rey seniors from partner schools was higher than those from other schools, although still working toward the national standard



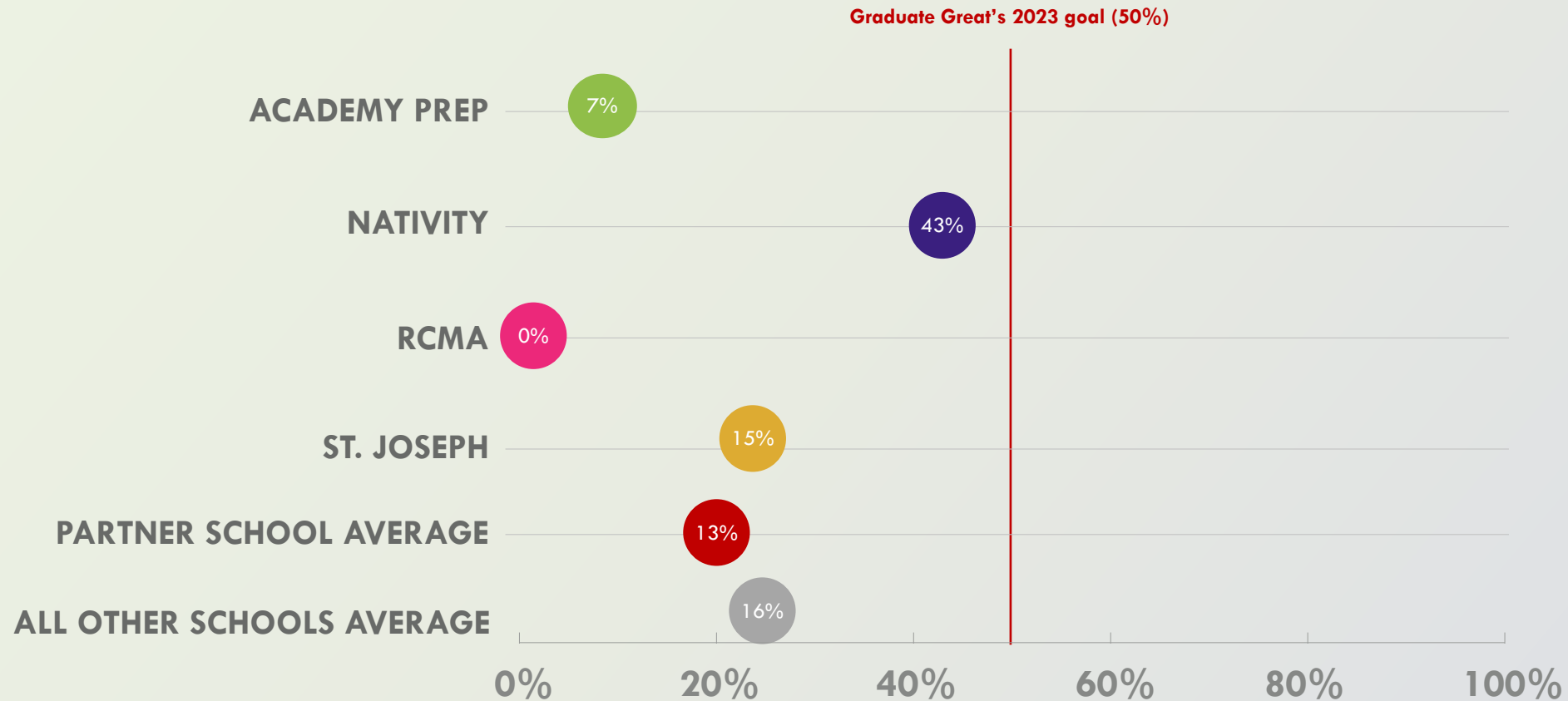
THIS CHART REFLECTS THE AVERAGE SAT SCORE OF ALL STUDENTS IN GRADE 12 AT CRISTO REY TAMPA SALESIAN HIGH SCHOOL DURING OCTOBER 2021 BASED ON WHERE THEY ATTENDED SCHOOL PRIOR TO ENROLLMENT.

The average GPA for students at Cristo Rey who came from partner schools was 2.99, just shy of the program's 3.0 objective



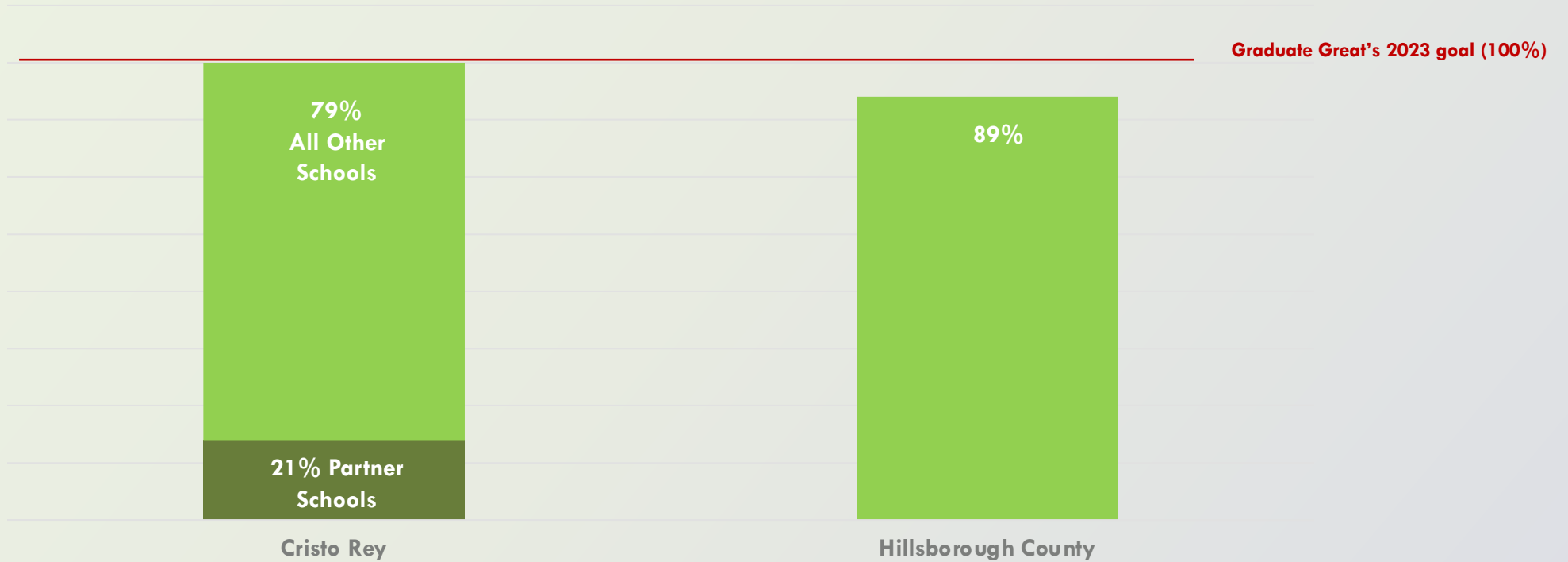
THIS CHART REFLECTS THE AVERAGE GPA OF ALL STUDENTS AT CRISTO REY TAMPA SALESIAN HIGH SCHOOL DURING THE 2021-22 SCHOOL YEAR BASED ON WHERE THEY ATTENDED SCHOOL PRIOR TO ENROLLMENT.

While the percentage of partner students in dual enrollment increased by 3% in 2021-22, more work is necessary to increase engagement



THIS CHART REFLECTS THE PERCENTAGE OF STUDENTS AT CRISTO REY TAMPA SALESIAN HIGH SCHOOL WHO PARTICIATED IN DUAL ENROLLMENT DURING THE 2021-22 SCHOOL YEAR BASED ON WHERE THEY ATTENDED SCHOOL PRIOR TO ENROLLMENT.

100% of 12th graders at Cristo Rey graduated in 2021-22, with 21% of graduates from partner schools



THIS CHART REFLECTS THE PERCENTAGE OF 12th GRADERS AT CRISTO REY TAMPA SALESIAN HIGH SCHOOL THAT GRADUATED AT THE END OF THE 2021-22 SCHOOL YEAR COMPARED TO ALL SENIORS IN HILLSBOROUGH COUNTY PUBLIC SCHOOLS.



PREPARING LIFE-READY LEARNERS

Of the 34 Cristo Rey graduates, 100% went to college

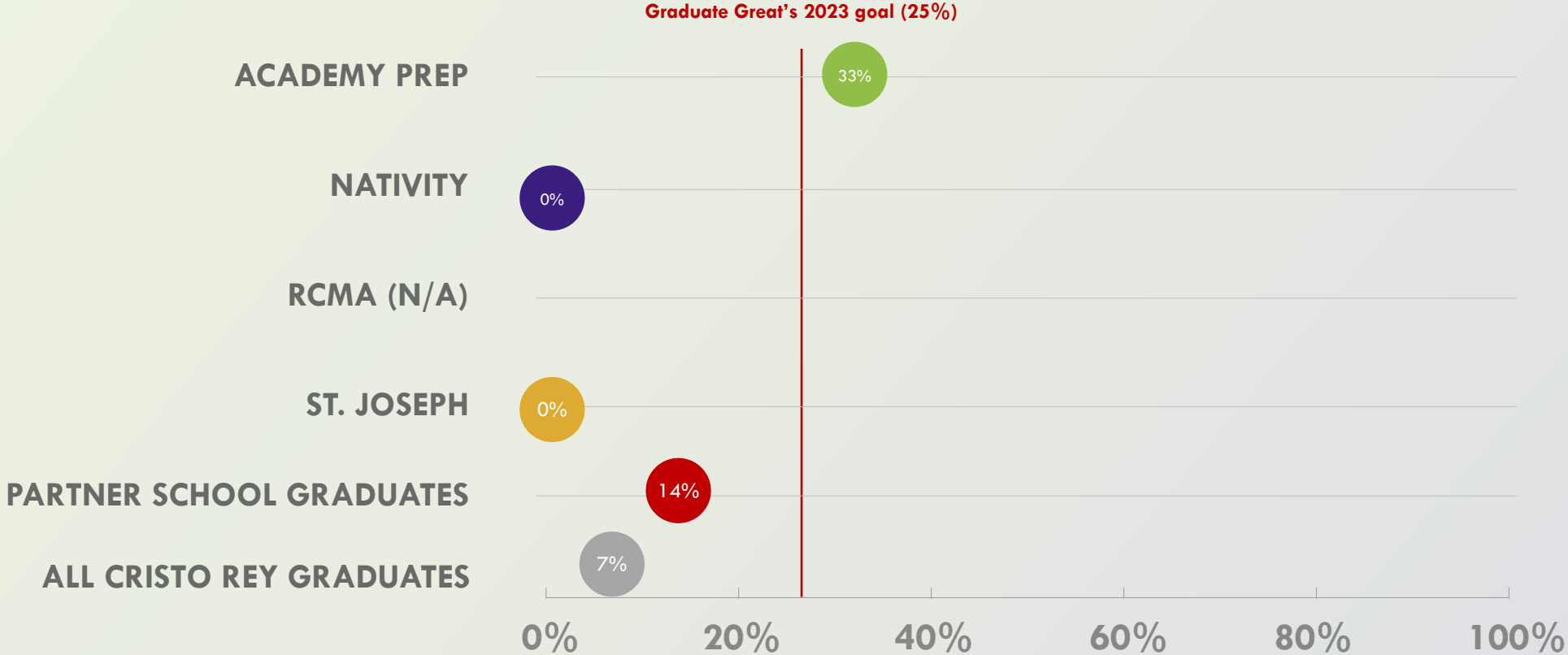
Where Students Went After Graduation



■ Attended College □ Entered Workforce

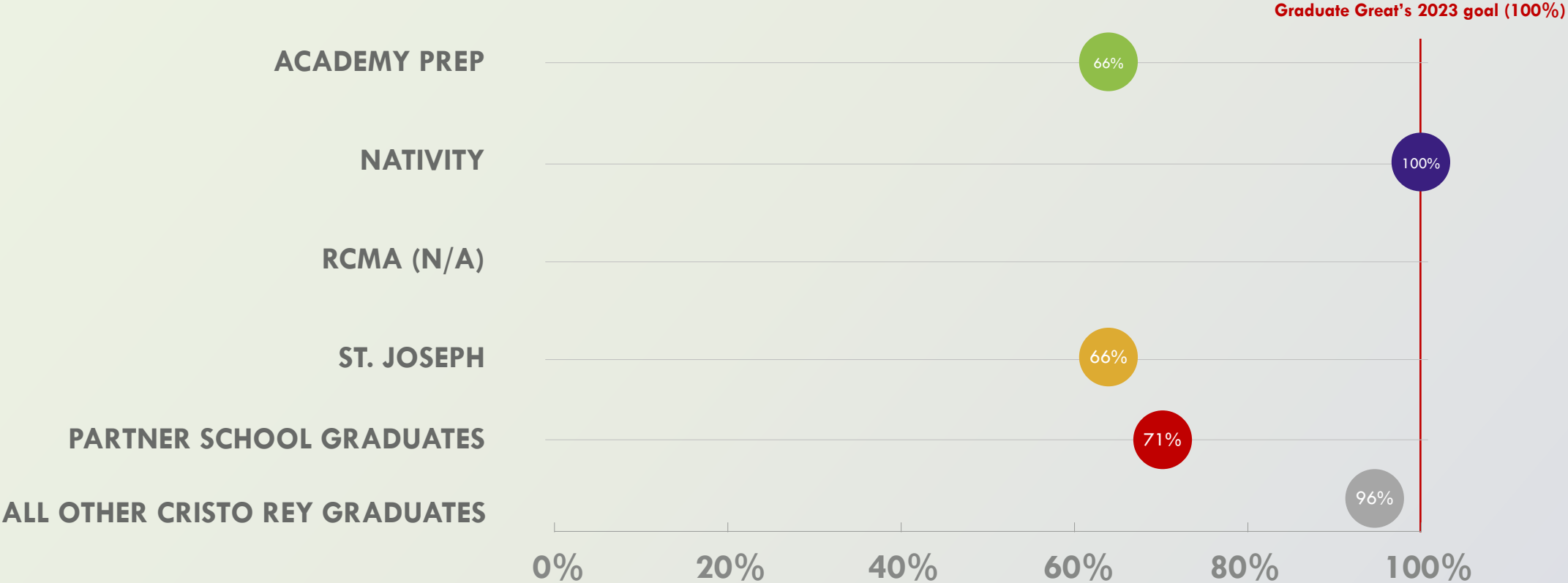
Colleges Attended	# of Students
Everglades University	1
Georgetown University	1
Hillsborough Community College	11
Saint Leo University	9
Saint Michael's College	1
The American Musical and Dramatic Academy	1
University of Central Florida	1
University of North Florida	2
University of Richmond	1
University of South Florida	3
University of Tampa	1
University of Wyoming	1
Valencia College	1
TOTAL	34

Just 14% of Graduate Great partners met Bright Futures requirements to reduce out-of-pocket college tuition costs and increase access



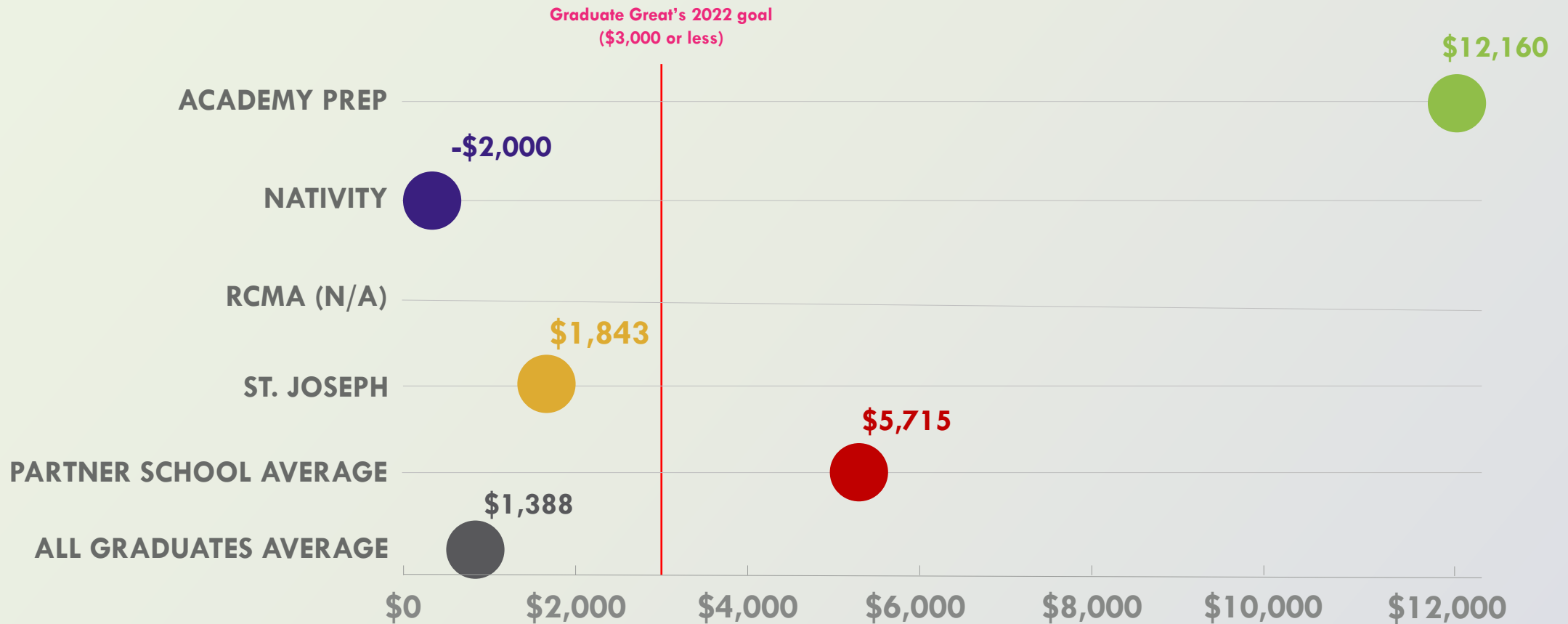
THIS CHART REFLECTS THE PERCENTAGE OF 12TH GRADERS AT CRISTO REY TAMPA SALESIAN HIGH SCHOOL WHO MET THE REQUIREMENTS TO RECEIVE THE BRIGHT FUTURES SCHOLARSHIP DURING THE 2020-21 SCHOOL YEAR BASED ON WHERE THEY ATTENDED SCHOOL PRIOR TO ENROLLMENT.

71% of Graduate Great partner students who graduated in 2022 met the goal of \$3,000 or less per year in out-of-pocket college costs



THIS CHART REFLECTS THE PERCENTAGE OF 12TH GRADERS AT CRISTO REY TAMPA SALESIAN HIGH SCHOOL WHO MET THE REQUIREMENTS TO RECEIVE THE BRIGHT FUTURES SCHOLARSHIP DURING THE 2020-21 SCHOOL YEAR BASED ON WHERE THEY ATTENDED SCHOOL PRIOR TO ENROLLMENT.

While Cristo Rey graduates from partner schools significantly lowered their out-of-pocket costs year-over-year, they still have a high gap



THIS CHART REFLECTS THE OUT-OF-POCKET ANNUAL COSTS CRISTO REY TAMPA SALESIAN HIGH SCHOOL GRADUATES INCURRED FOR POST-SECONDARY EDUCATION (TUITION, ROOM AND BOARD) BY PARTNERSHIP SCHOOL.

“Graduate Great students don’t perform better because they have a gift other students don’t; they perform better because of the hard work, dedication and strategic focus of the teachers and administrators they work with every day through the Graduate Great program.”

**— Matthew Torano, principal,
Cristo Rey Tampa Salesian
High School**



For questions about Graduate Great:

Sheff Crowder
Sheff@connfoundation.org
813-758-9403



APPENDIX

**Program
Strategies**

**Detailed
Data**

**Partner
Information**

STRATEGY #1

Grow strategic partnerships that create a pipeline of quality students*

- Hold regular meetings with partner schools to share strategies, expectations, data and academic results that break down silos and influence curriculum.
- Enable partner students to visit Cristo Rey to help better prepare students for high school.
- Have intentional conversations with families about prospective high schools to path students to the right institution based on abilities and aspirations.

*ALL GRADUATE GREAT PARTNERS ARE CHARTER OR PRIVATE SCHOOLS SERVING ECONOMICALLY DISADVANTAGED STUDENTS, BUT THEY HAVE AUTONOMY IN STUDENT ENROLLMENT.

STRATEGY #2

Provide every student with academic college preparation

- Prioritize social-emotional development and resilience-building as part of the core curriculum.
- Promote the mastery of a second language to support bilingualism.
- Provide every student with a device to learn and promote competent, responsible use of technology.
- Emphasize accelerated course offerings.
- Promote dual learning in high school as the best preparation for college.

STRATEGY #3

Accelerate real-world learning through an experiential work-study program

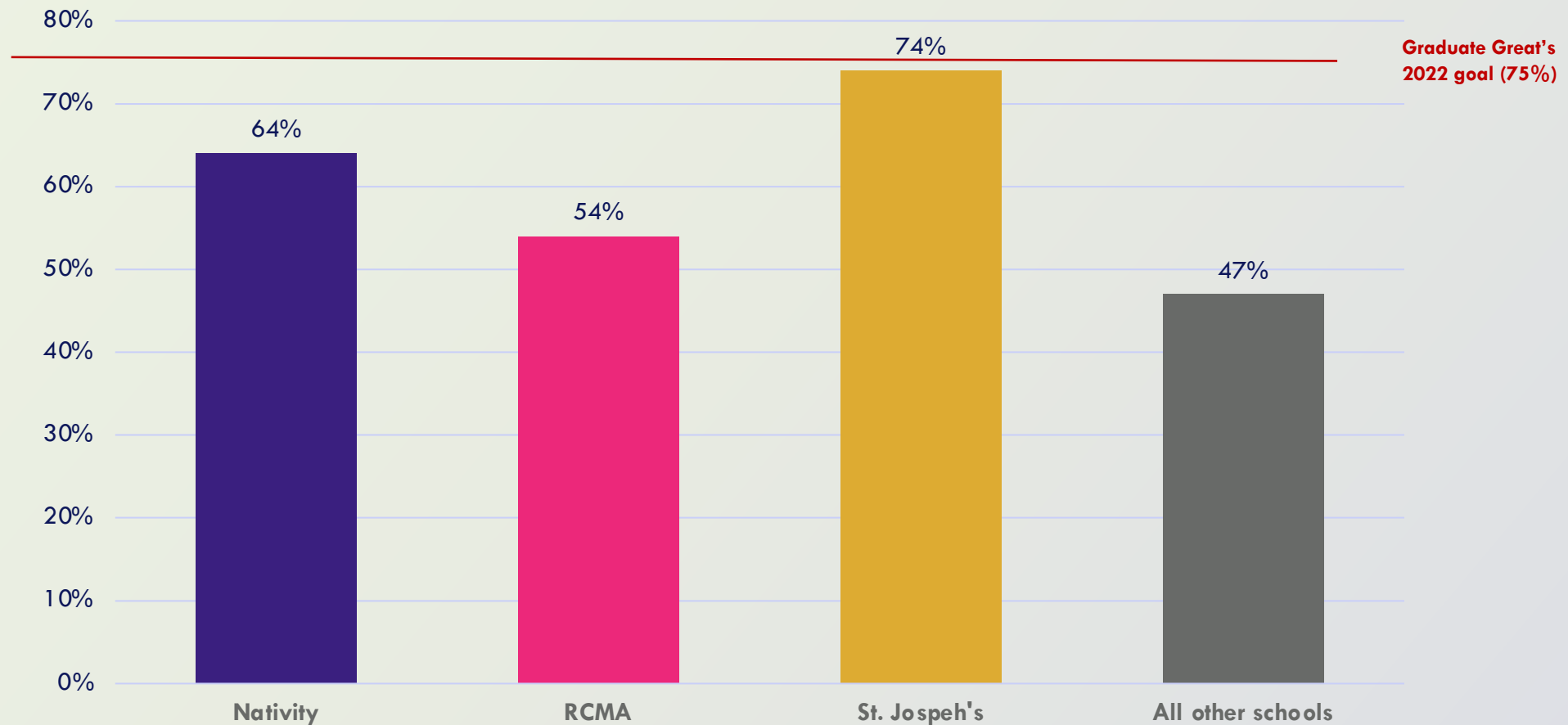
- Offer a well-rounded curriculum that builds diverse skills and interests.
- Emphasize emotional intelligence and overall wellness.
- Facilitate field trips and community service opportunities to learn beyond the classroom.
- Provide extended learning opportunities before and after school hours for academic and personal enrichment.
- Develop transferable knowledge, work ethic and confidence through part-time work experiences.

60% of kindergarteners at partner schools came from their own VPK programs, while 40% came from other preschools

School Attended	Partner Alumni		Other Preschools		Total
	#	%	#	%	#
Nativity Catholic	14	44%	18	56%	32
RCMA	27	68%	13	32%	40
St. Joseph	23	68%	11	32%	34
Total Contribution	64	60%	42	40%	106

THIS CHART SHOWS THE NUMBER AND PERCENTAGE OF KINDERGARTENERS AT THE BEGINNING OF THE 2022-23 SCHOOL YEAR BASED ON WHERE THEY ATTENDED VOLUNTARY PREKINDERGARTEN (VPK). PARTNER ALUMNI REFER TO THOSE STUDENTS WHO PARTICIPATED IN A GRADUATE GREAT PARTNER SCHOOL'S VPK PROGRAM.

As the beginning of the pipeline, a quality VPK program directly impacts kindergarten readiness and lifelong learning



THIS CHART SHOWS THE PERCENTAGE OF STUDENTS WHO WERE READY FOR KINDERGARTEN IN THE FALL OF 2022 BASED ON THE MAP STANDARDIZED ASSESSMENT AND WHERE THEY ATTENDED VPK. THIS INCLUDES ALL VPK KIDS FOR NATIVITY (ONLY 14 OF 35 RECEIVE THE STEP UP FOR STUDENTS SCHOLARSHIP).

A deeper look at K-8 data shows where students are leading and lagging in reading by school and grade (2022 goal = 70%)

School	K	1 st	2 nd	3 rd	4 th	5 th	6 th	7 th	8 th	Average
Academy Prep	-	-	-	-	-	-	52%	55%	52%	53%
Nativity	53%	70%	50%	63%	77%	81%	50%	68%	75%	64%
RCMA	35%	81%	51%	46%	50%	71%	48%	57%	70%	57%
St. Joseph	70%	51%	38%	66%	61%	42%	45%	41%	31%	49%

THIS CHART SHOWS THE PERCENTAGE OF STUDENTS AT EACH PARTNER SCHOOL BY GRADE PERFORMING AT OR ABOVE THEIR GRADE LEVEL IN ENGLISH LANGUAGE ARTS (ELA) BASED ON THE MAP STANDARDIZED ASSESSMENT FOR GRADES K-8. DATA REFLECTS RESULTS FROM THE END OF THE 2020-21 SCHOOL YEAR.

A deeper look at Cristo Rey data shows where students are leading and lagging in reading by prior school and grade (2023 goal = 70%)

School Attended Prior to Enrollment	PSAT			SAT	Average
	9 th	10 th	11 th	12 th	
Academy Prep	100%	100%	60%	100%	83%
Nativity	100%	0%	100%	0%	75%
RCMA	40%	50%	50%	N/A	45%
St. Joseph	76%	44%	60%	100%	68%
CRISTO REY TOTAL	75%	50%	62%	86%	67%

THIS CHART SHOWS THE PERCENTAGE OF STUDENTS AT CRISTO REY BY GRADE AND SCHOOL THEY ATTENDED PRIOR TO ENROLLMENT PERFORMING AT OR ABOVE THEIR GRADE LEVEL IN READING BASED ON THE PSAT FOR GRADES 9-11 AND THE SAT FOR 12TH GRADE. DATA REFLECTS RESULTS FROM THE END OF THE 2020-21 SCHOOL YEAR.

A deeper look at the K-8 data shows where students are leading and lagging in math by school and grade; nearly all schools are exceeding Graduate Great's 2023 goal of 50%

School	K	1 st	2 nd	3 rd	4 th	5 th	6 th	7 th	8 th	Average
Academy Prep	-	-	-	-	-	-	41%	53%	53%	49%
Nativity	59%	67%	67%	44%	64%	86%	42%	52%	60%	60%
RCMA	68%	91%	49%	74%	83%	94%	60%	66%	48%	70%
St. Joseph	82%	69%	69%	72%	71%	38%	41%	59%	54%	62%

THIS CHART SHOWS THE PERCENTAGE OF STUDENTS AT EACH PARTNER SCHOOL BY GRADE PERFORMING AT OR ABOVE THEIR GRADE LEVEL IN MATH BASED ON THE MAP STANDARDIZED ASSESSMENT FOR GRADES K-8. DATA REFLECTS RESULTS FROM THE BEGINNING OF THE 2020-21 SCHOOL YEAR.

A deeper look at Cristo Rey data shows where students are leading and lagging in math by prior school and grade (2023 goal = 50%)

School Attended Prior to Enrollment	PSAT			SAT	Average
	9 th	10 th	11 th	12 th	
Academy Prep	50%	100%	0%	100%	50%
Nativity	33%	0%	100%	0%	43%
RCMA	60%	50%	50%	N/A	54%
St. Joseph	70%	22%	40%	67%	50%
CRISTO REY TOTAL	63%	36%	37%	71%	21%

THIS CHART SHOWS THE PERCENTAGE OF STUDENTS AT CRISTO REY BY GRADE AND SCHOOL THEY ATTENDED PRIOR TO ENROLLMENT PERFORMING AT OR ABOVE THEIR GRADE LEVEL IN MATH BASED ON THE PSAT FOR GRADES 9-11 AND THE SAT FOR 12TH GRADE. DATA REFLECTS RESULTS FROM THE END OF THE 2020-21 SCHOOL YEAR.

Students in ninth and 11th grades met Graduate Great's 3.0 GPA objective

School Attended Prior to Enrollment	9 th	10 th	11 th	12 th	ALL GRADES
Academy Prep	3.05	3.05	2.86	2.80	2.90
Nativity	3.23	2.9	3.25	2.20	3.04
RCMA	2.78	3.05	3.03	N/A	2.94
St. Joseph	3.25	2.78	3.08	2.56	3.06
All Partner School Average	3.15	2.85	3.02	2.61	2.99
All Other Schools Average	2.92	2.75	3.10	2.81	2.90

THIS CHART REFLECTS THE AVERAGE GPA OF STUDENTS AT CRISTO REY TAMPA SALESIAN HIGH SCHOOL BY GRADE DURING THE 2020-21 SCHOOL YEAR BASED ON WHERE THEY ATTENDED SCHOOL PRIOR TO ENROLLMENT.

More about our Graduate Great partner schools



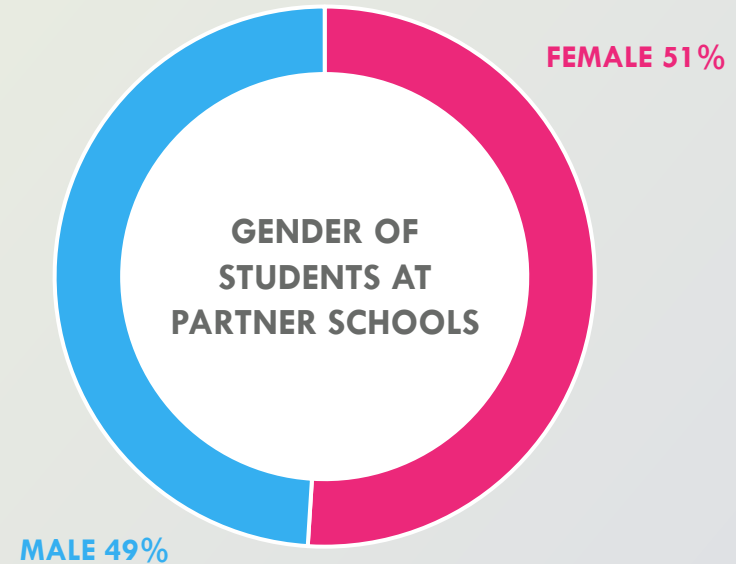
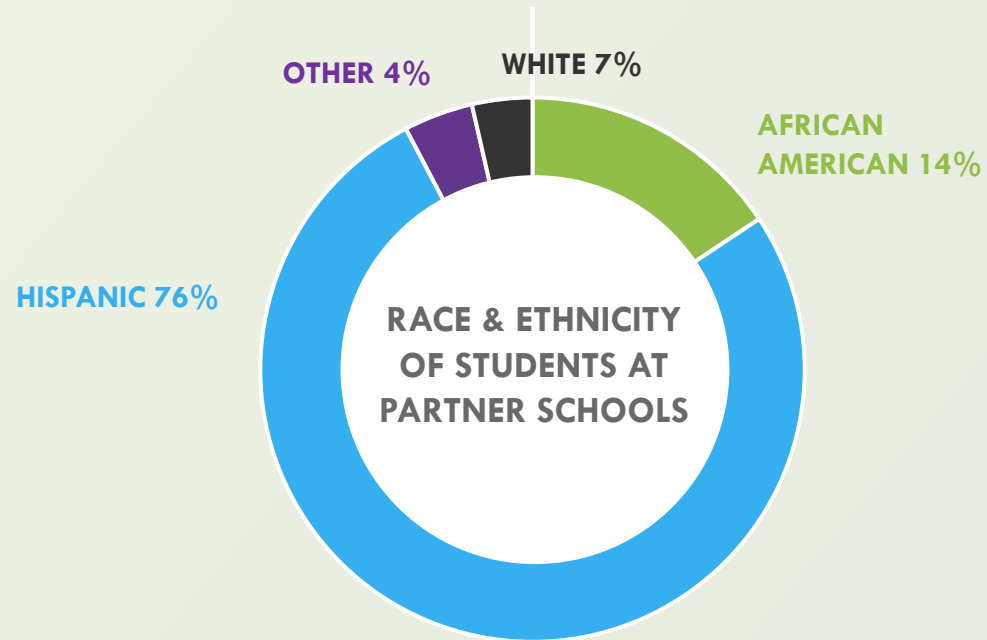
Together, Graduate Great partner schools served 942 students from limited financial means in 2021-22

School	VPK4	K	1 st	2 nd	3 rd	4 th	5 th	6 th	7 th	8 th	9 th	10 th	11 th	12 th	Total
Academy Prep	-	-	-	-	-	-	28	31	29	28	-	-	-	-	116
Nativity*	14	35	30	38	34	33	23	29	29	26	-	-	-	-	291
RCMA	-	37	32	39	39	36	34	44	35	44	-	-	-	-	340
St. Joseph's	30	33	27	30	30	30	28	28	30	27	-	-	-	-	293
Cristo Rey	-	-	-	-	-	-	-	-	-	-	65	35	45	34	179
Total	44	70	59	69	69	66	90	103	94	99	65	35	45	34	942

THIS CHART REFLECTS THE TOTAL NUMBER OF STUDENTS ENROLLED BY GRADE AND BY PARTNER SCHOOL AT THE END OF THE 2020-21 SCHOOL YEAR.

*FOR NATIVITY CATHOLIC SCHOOL, NUMBERS ONLY INCLUDE STUDENTS WHO RECEIVED THE STEP UP FOR STUDENTS SCHOLARSHIP BASED ON FINANCIAL NEED. THAT REPRESENTS ABOUT 36% OF NATIVITY'S TOTAL STUDENT POPULATION.

The majority of students at Graduate Great schools identify as Hispanic, with an equal mix across genders



THIS CHART REFLECTS DEMOGRAPHICS OF ALL 887 STUDENTS ACROSS PARTNER SCHOOLS BASED ON THEIR SELF-REPORTED RACE/ETHNICITY AND GENDER. FOR NATIVITY CATHOLIC, NUMBERS ONLY INCLUDE STUDENTS WHO RECEIVED THE STEP UP FOR STUDENTS SCHOLARSHIP BASED ON FINANCIAL NEED. THAT REPRESENTS ABOUT 36% OF NATIVITY'S TOTAL STUDENT POPULATION.

Academy Prep Center of Tampa

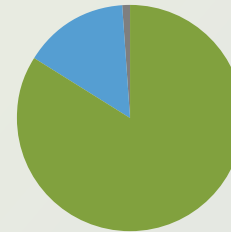


Academy Prep Center of Tampa is a rigorous private middle school for students qualifying for need-based scholarships in Tampa, Florida. Academy Prep students attend school 11 hours a day, six days a week, 11 months a year. Academic classes are taught separately by gender.

2021-22 BY THE NUMBERS



Number of students
116



Race/ethnicity
83% Black or African American
11% Hispanic
6% Other



Gender
52% Female
48% Male



Percentage of students who qualify for free and reduced lunch
100%

Nativity Catholic School



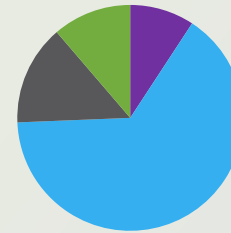
Nativity is an accredited Florida Catholic Conference school serving students K-8. Its mission is to provide students with a safe and inviting learning environment, along with a Christ-centered, rigorous academic program, that allows each child to grow as a Christian role model, a lifelong learner, an effective communicator, an active member of the Church, and a responsible citizen of the 21st Century.

*Nativity's count only includes students that are currently receiving Step-Up.

2021-22 BY THE NUMBERS



Number of students
291*



Race/ethnicity

- 62% Hispanic
- 23% White
- 7% Black or African American
- 8% Other



Gender

- 56% Female
- 44% Male



Percentage of students who qualify for free and reduced lunch
49%

RCMA Wimauma Community Academy

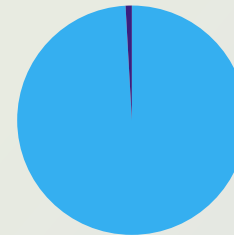


RCMA Wimauma Community Academy is a free, B-rated public charter school serving students in grades K-8. Its mission is to open doors to opportunities through quality childcare and education — from crib to high school and beyond.

2021-22 BY THE NUMBERS



Number of students
340



Race/ethnicity
100% Hispanic



Gender
49% Female
51% Male



Percentage of students who qualify for free and reduced lunch
100%

St. Joseph Catholic School

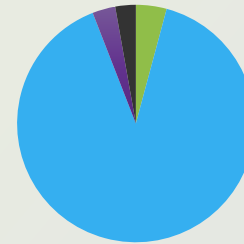


St. Joseph Catholic School provides a quality Catholic education for students in Voluntary Prekindergarten (VPK) through eighth grade, with the mission to develop all students' potential as active Christians and contributing citizens who use their gifts for the service of others. Its comprehensive academic program is characterized by a family spirit, implementing the principles of reason, religion and loving kindness in conjunction with the Salesian Sisters of Don Bosco.

2021-22 BY THE NUMBERS



Number of students
293



Race/ethnicity
88% Hispanic
5% Black or African American
4% White
3% Other



Gender
48% Female
52% Male



Percentage of students who qualify for free and reduced lunch
94%

Cristo Rey Tampa Salesian High School

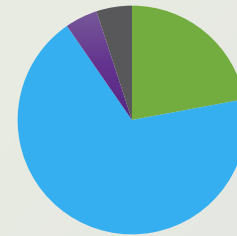


Cristo Rey Tampa Salesian High School is a unique school that combines a rigorous college preparatory curriculum with professional work experience to prepare students from limited economic means to succeed to and through college and life. Its mission is to form underserved young men and women who will actively live faith, hope and love.

2021-22 BY THE NUMBERS



Number of students
179



Race/ethnicity
72% Hispanic
21% Black or African American
2% White
5% Other



Gender
52% Female
48% Male



Percentage of students who would qualify for free and reduced lunch
90%