



Creating Educational Pathways for Student Success

Great We Grow | 2021-2022 Community Impact Report



GREAT WE GROW
Southshore

In this report



Program overview and outcomes

- Purpose
- Partners
- Objectives
- Strategies
- Executive summary of results



Detailed findings

- Increasing kindergarten readiness
- Strengthening educational pathways



Appendix

Children who are ready for school are ready for life.

Too many of our children are unprepared. Together, we must change that.

- Studies show early childhood education results in **higher IQs, future academic and economic achievement, and better health** in adulthood.
- Children who are ready for kindergarten and can read proficiently in third grade are **more likely to graduate from high school** and earn more during their lifetime.
- **Today, half of our children in Hillsborough County are not prepared for kindergarten.**

Sources: Boys & Girls Clubs of America, Early Learning Coalition of Hillsborough County, Hillsborough County Public Schools, "The Life Cycle Benefits of an Influential Early Childhood Program" (2016)

Changing how we work together to prepare children for lifelong success

Great We Grow is a collaboration that brings together families, preschools, elementary schools and community partners to break down silos and think differently about the educational journey. By working collectively to increase kindergarten readiness and improve elementary school transition, we'll ensure every student has the chance to succeed from day one — in the classroom and in life.



GREAT WE GROW
Southshore

Meet the Great We Grow Southshore partners

PROGRAM PARTNERS



Corr Elementary

SYSTEM PARTNERS



EARLY LEARNING
COALITION OF HILLSBOROUGH COUNTY



Hillsborough County
PUBLIC SCHOOLS
Preparing Students for Life

FUNDING PARTNER

CONN
MEMORIAL
FOUNDATION

What success looks like by 2024-25

Great We Grow Southshore began in 2020-21; benchmarks are from the 2019-20 school year



Increase Kindergarten Readiness

- Improve the percentage of students at partner schools who meet or exceed expectations for the VPK Assessment to 80%.
- Improve kindergarten readiness at Corr Elementary from 53% to 75% based on student performance on the STAR assessment.
- Contribute to improving kindergarten readiness in Hillsborough County overall from 50% to 80%.




Advance Student and School Achievement

- Increase Corr Elementary's school grade from a C to an A

Strengthen Educational Pathways

- Increase the percentage of students entering kindergarten at Corr Elementary from partner preschools from 32% to 60%.



How we'll get there

- Bring educators together from public and private preschools and elementary schools to create **shared learning objectives** utilizing the CLASS Assessment, a digital platform and explore a new literacy strategy.
- Foster ongoing **collaboration and conversation**, where teachers at every level discuss data, challenges and strategies and participate in training to improve outcomes together.
- Actively promote school pathways in preschools so **families can see kindergarten options** and where peers are going.



Corr Elementary

Key learnings from 2021-22: Executive summary

Increasing Kindergarten Readiness

- In spring 2022, 2 of the 5 classes at Kids R Kids exceeded the program objective of 80% of students **meeting or exceeding expectations on all four domains of the VPK assessment.**
- Children who entered Corr Elementary from **Kids R Kids were much more ready for kindergarten** (68% for full-time and 69% for part-time students) than the school's entire kindergarten population (38%).

Advancing Student and School Achievement

- Corr Elementary's school grade increased from a C for the 2020-21 school year to a B in 2021-22.

Strengthening Educational Pathways

- Our two partners are serving 120 4-year-olds, but only 19 are staying for kindergarten. A public-private partnership with Kids R Kids serving students on the Corr Elementary campus could change that trend.
- Corr Elementary increased the PEEPs graduates who stayed for kindergarten from 60% in 2020-21 to 71% in 2021-22.

Performance dashboard

KEY PERFORMANCE INDICATOR	GWG STARTS				Annual Change	24-25 Objective
	19-20	20-21	21-22	22-23		
IMPROVING KINDERGARTEN READINESS						
Partners' Overall Readiness Rate (STAR)						
Kids R Kids part-time students	-	-	67%	69%	2% ▲	75%
Kids R Kids full-time students	-	-	68%	68%	0%	75%
Corr Elementary VPK full-time students	-	-	38%	57%	19% ▲	75%
Readiness Rate at Beginning of Year (STAR)						
All kindergarteners at Corr Elementary	53%	-	38%	37%	-1%	75%
All kindergarteners in Hillsborough County	54%	52%	48%	49%	1% ▲	80%
ADVANCING STUDENT & SCHOOL ACHIEVEMENT						
Corr Elementary School Grade	COVID	C	B	-	▲	A
STRENGTHENING EDUCATIONAL PATHWAYS						
Kindergarten Enrollment Contribution from Preschool Partners at Corr Elementary	-	32%	27%	22%	-5% ▼	60%

Implications: The plan forward



Improve Kindergarten Readiness

- Continue a **facilitated community of practice that brings partners together**, including all private and public 3 and 4-year-old teachers, a lead kindergarten teacher from Corr Elementary, Hillsborough County Public Schools (HCPS), and literacy coaches from the District and the Early Learning Coalition.
- Improve our **digital learning strategy** for private and public preschool partners.
- Support HCPS as they **launch the CLASS Assessment** for teacher and child interactions.
- Explore a **public private partnership in 2023-24** where Corr Elementary would provide classrooms to our private preschool partner to improve kindergarten readiness and transition. We hypothesize that the more kids we can enroll for VPK on campus, the more will stay for kindergarten.

Facilitate Coordinated Pathways to Kindergarten

- Host back-to-school and year-end events to **recruit more kids into partner preschools**.
- Consistently engage preschool teachers in **discussing elementary school choices with families** to influence the best decision for each child.

Shaping a model for the future

FROM

TO

Every school working independently



All schools and stakeholders working together

Uncertainty about where kindergarten students come from and their performance



Clear understanding of school transition data and how to create pathways for student success

Too many children are unprepared for kindergarten



More children are ready for kindergarten and graduate from high school

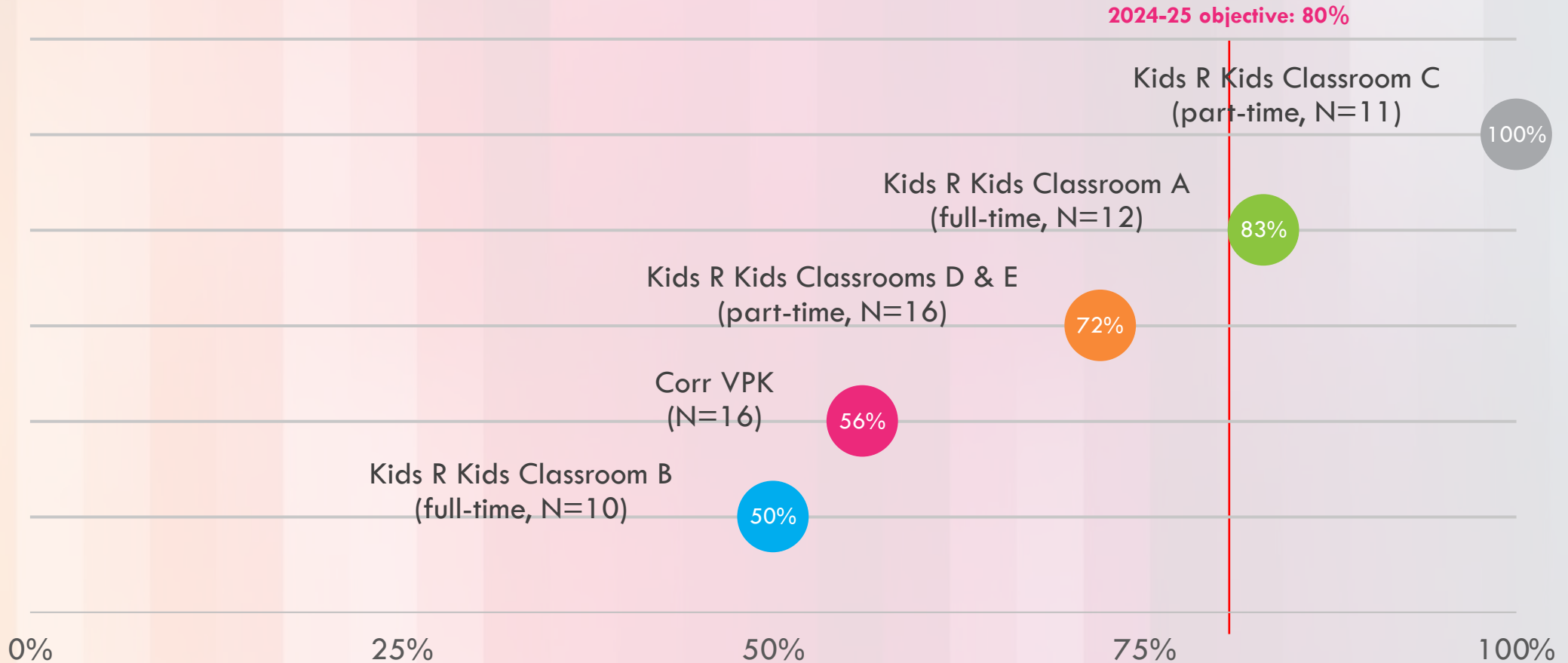


DETAILED FINDINGS

Increasing
kindergarten
readiness

Strengthening
educational
pathways

Kids R Kids Classroom C had the highest percentage of students who met or exceeded expectations on all four domains of the spring 2022 VPK assessment



THIS CHART SHOWS STUDENTS WITH BOTH FALL AND SPRING ASSESSMENT VPK ASSESSMENT SCORES. HILLSBOROUGH COUNTY PUBLIC SCHOOLS PROVIDED ALL PUBLIC SCHOOL DATA. THE EARLY LEARNING COALITION OF HILLSBOROUGH COUNTY PROVIDED PRIVATE SCHOOL DATA.

Like last year, students who attended Kids R Kids in 2021-22 were most ready for kindergarten in fall 2022

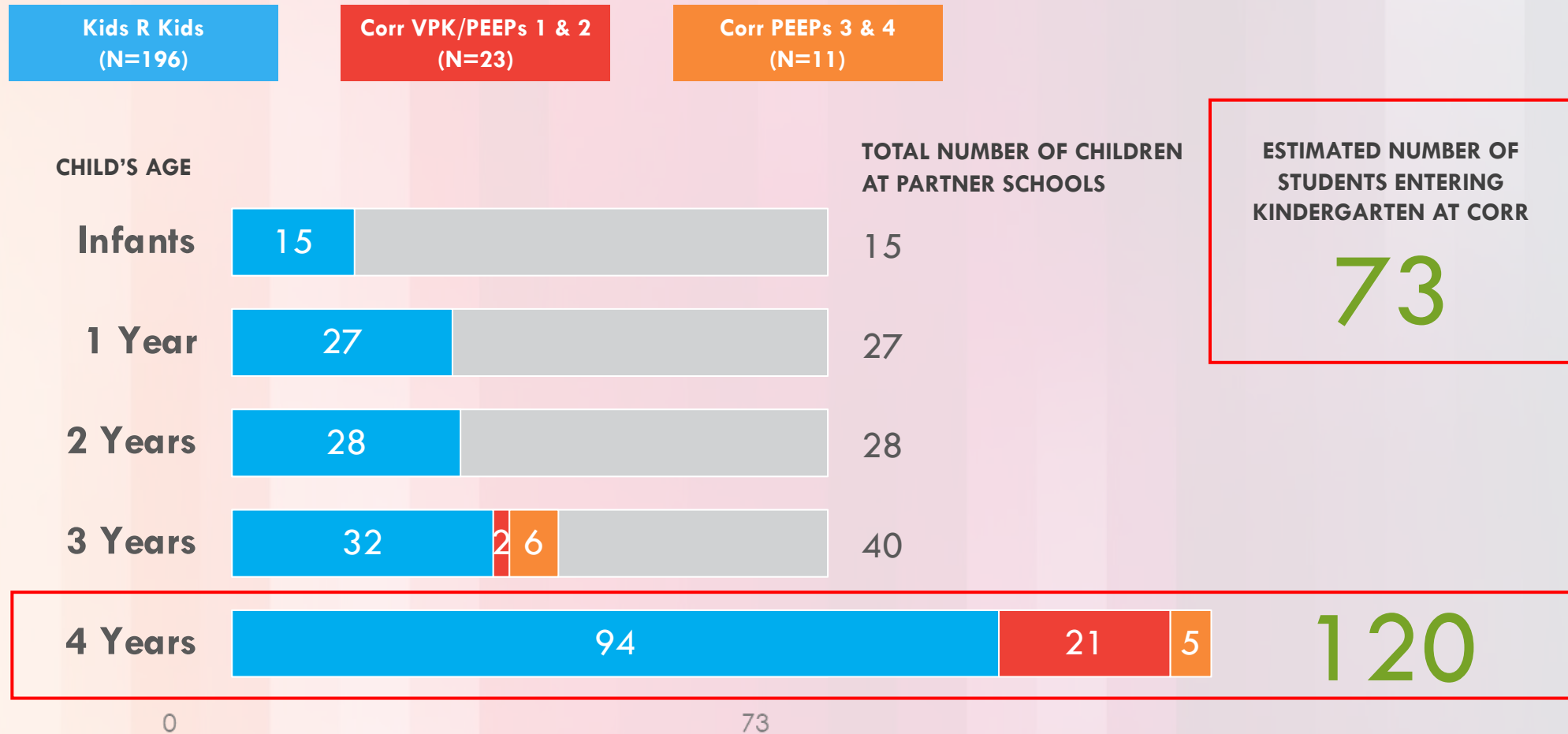
Preschool Attended	% of students ready for kindergarten as measured by STAR
Kids R Kids part-time	69%
Kids R Kids full-time	68%
Corr VPK full-time (2 classrooms)	57%
All kindergartners at Corr	37%
All kindergartners in Hillsborough County Public Schools	49%
2024-25 program objective	75%

HILLSBOROUGH COUNTY AND THE STATE OF FLORIDA USE STAR TO REPORT KINDERGARTEN READINESS. i-READY READING AND STAR ASSESSMENTS WERE COMPLETED BY NEW KINDERGARTNERS IN FALL 2021.

Corr received a school grade of B for the 2021-22 school year

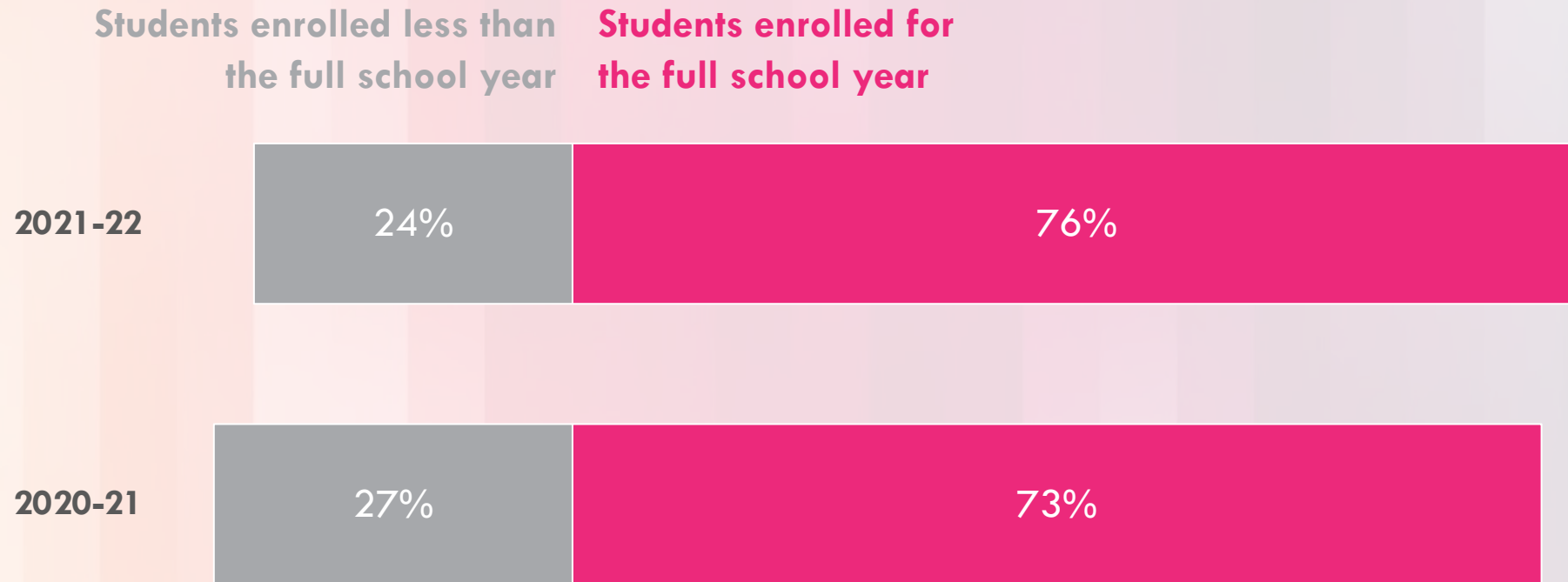
SCHOOL GRADES	2017-18	2018-19	2019-20 (Great We Grow Begins)	2020-21	2021-22
CORR ELEMENTARY	C	C	No Grade*	C	B

For the second year, partner preschools served more 4-year-olds than the number of students estimated to enter kindergarten at Corr Elementary in fall 2022

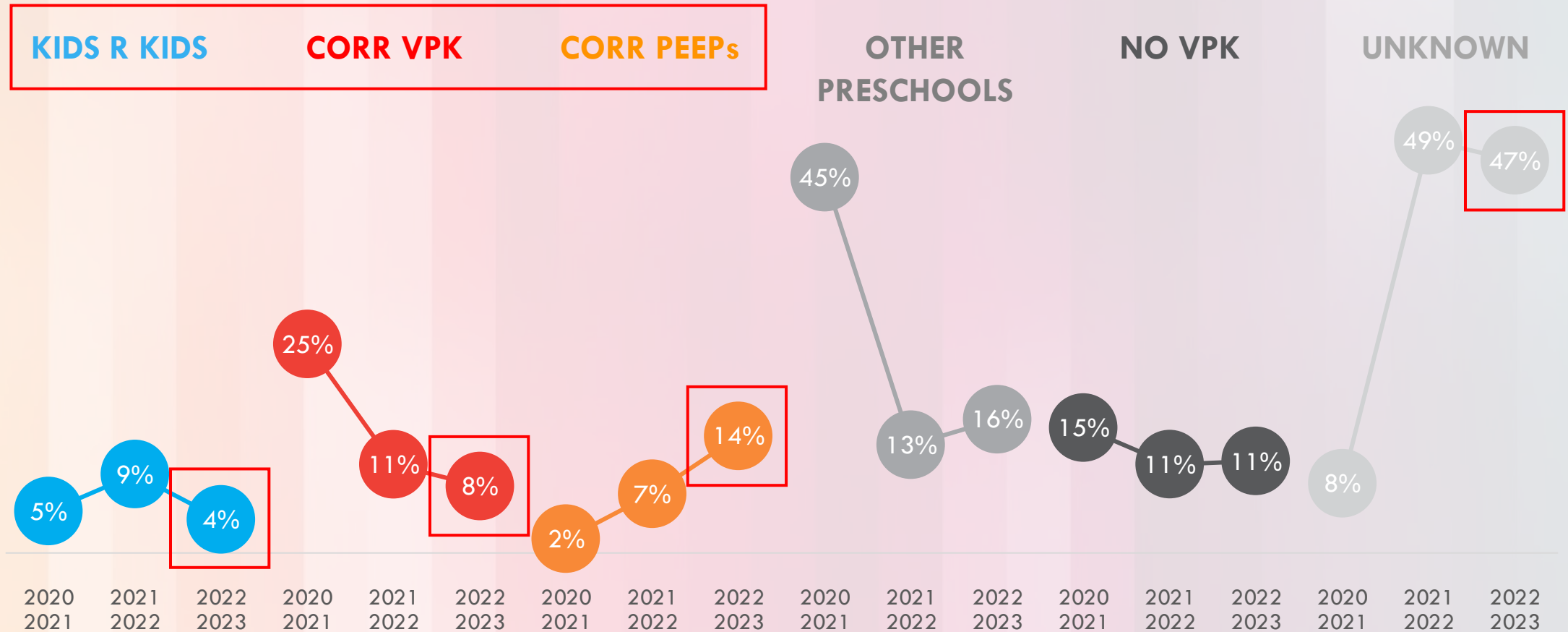


THIS CHART REFLECTS THE NUMBER OF STUDENTS AT EACH PARTNER SCHOOL BY AGE IN FALL 2022.

Like last year, about 3 out of 4 students enrolled at Corr Elementary stayed for the full school year




Only 26% of kindergarteners at Corr attended a partner preschool the prior year, although a high percentage of preschool information remain unknown

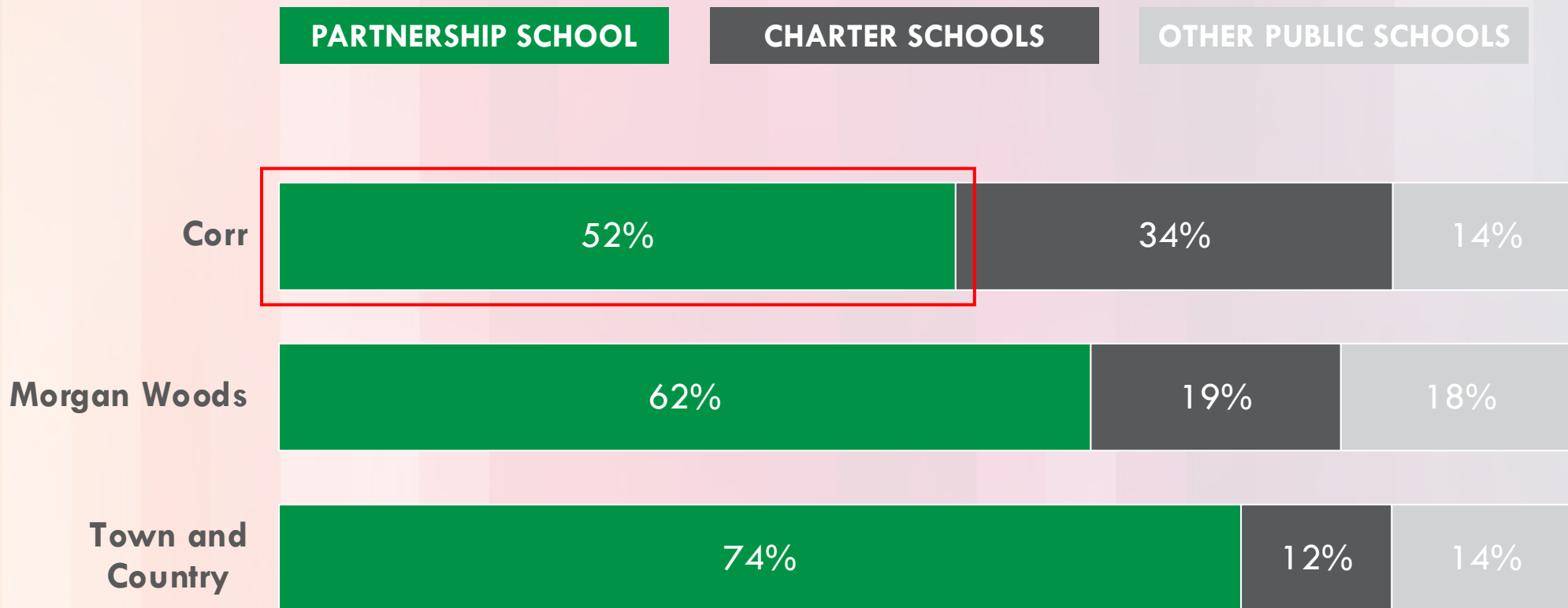


THIS CHART SHOWS THE PERCENTAGE CHANGE OVER TIME OF WHERE KINDERGARTENERS AT CORR ATTENDED PRESCHOOL THE PRIOR YEAR.

More Corr PEEP's graduates stayed at Corr for kindergarten (71%) than Corr VPK graduates (38%)



Of all students zoned for Corr Elementary, just 52% attended in 2021-22 — a smaller percentage than those zoned for and attending other Great We Grow partner elementary schools



THIS CHART SHOWS THE PERCENTAGE OF ZONED STUDENTS WHO STAY AT THE LOCAL SCHOOL

“

Great We Grow Southshore has not only enhanced the preschool experience for our students; it has helped our teachers focus on the fundamental skills necessary for kindergarten success.

— Kara Allen, director, Kids R Kids Southshore



GREAT WE GROW
Southshore

For questions about
Great We Grow in Southshore:

Sheff Crowder
Sheff@connfoundation.org
813-758-9403





APPENDIX

| Glossary

| Partner Information
and Data

Navigating the data

GENERAL TERMS

- **Achievement:** The percentage of students performing at or above the standard for their age or grade level
- **Economically disadvantaged:** Students who are eligible for free or reduced-price meals under the National School Lunch and Child Nutrition Program
- **Gains:** Students who show one year's worth of growth based on standardized academic assessments for their grade level
- **Kindergarten readiness:** Percent of students demonstrating readiness for kindergarten based on state (STAR) assessments
- **Stability:** The number of students who start and complete an academic year at the same school
- **Stay rate:** The percentage of students from a certain school boundary who attended on a given date (neighborhood, public choice or charter schools)



Navigating the data



ASSESSMENTS

- **CLASS:** An observational tool used to evaluate teachers working with children from infancy through age 5 to assess school readiness
- **4-year-old STAR:** The state-mandated assessment that evaluates readiness for all children in private preschools and public schools
- **Kindergarten STAR:** The state-mandated assessment that evaluates kindergarten readiness for all children entering public schools



Navigating the data

ACRONYMS

- **FERPA:** Family Educational Rights and Privacy Act — a federal law that protects the privacy of student education records at all schools that receive funds under an applicable program of the U.S. Department of Education
- **N=:** Total number of students

PRESCHOOL PROGRAMS

- **PEEPS** (Pre-Kindergarten Exceptional Education Preschool Services): Provides educational opportunities for children ages 3 to 5 who have special needs
- **VPK** (Voluntary Pre-Kindergarten): Free, state-funded pre-kindergarten program for 4 and 5-year-olds who reside in Florida; families must choose a half-day program for the school year or a full-day program for the summer



More about Great We Grow Southshore partners



Partner preschools: Kids R Kids and Corr Elementary

PRIVATE PRESCHOOL



- Ages 0-5
- 5 VPK classrooms (A-E)

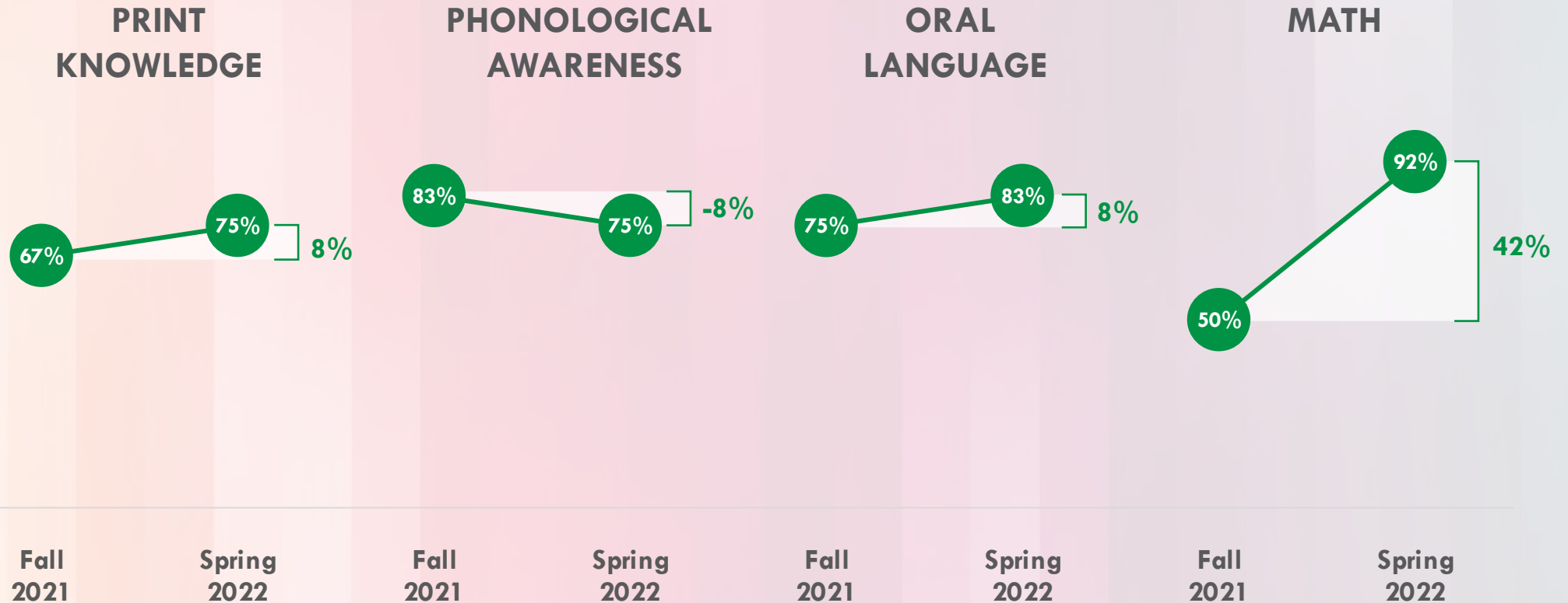
PUBLIC PRESCHOOL



Corr Elementary

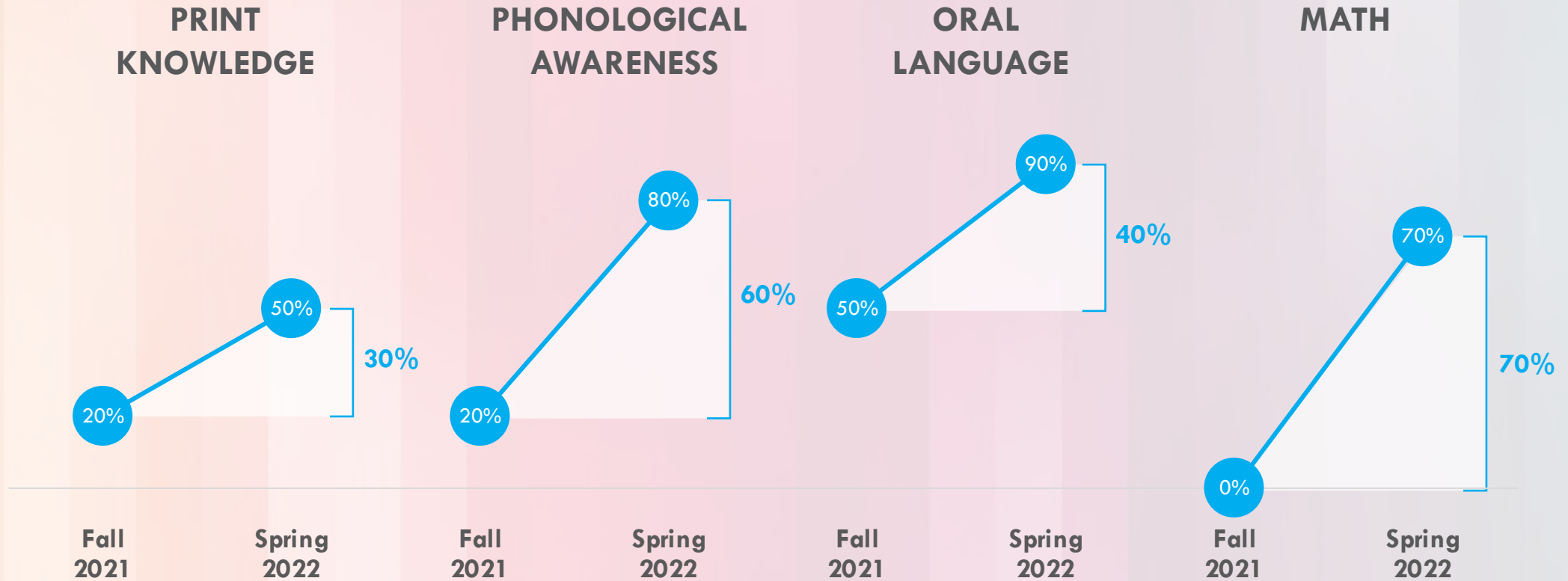
- PEEPS (Ages 3-4)
- VPK (Age 4)
- 4 classrooms (two blended and two PEEPS)

Full-time Kids R Kids students in classroom A exceeded the program objective of 80% in two domains of the VPK Assessment.



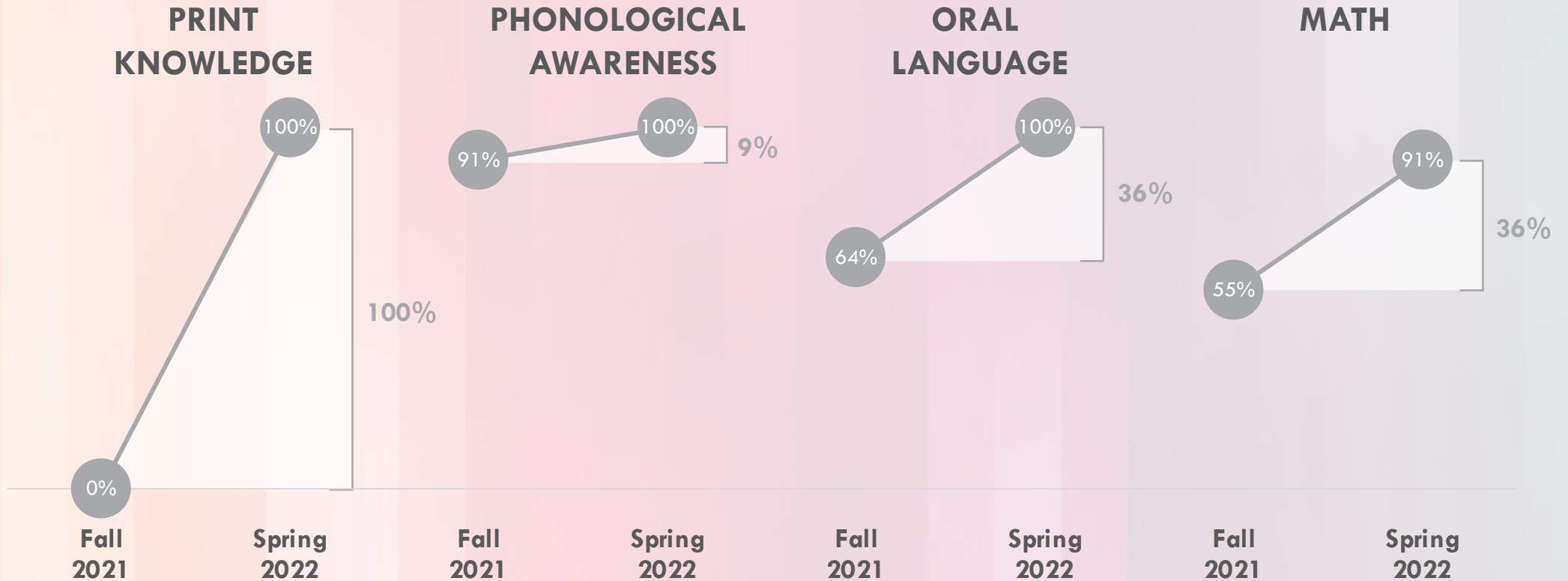
HILLSBOROUGH COUNTY PUBLIC SCHOOLS PROVIDED PUBLIC SCHOOL DATA.
THE EARLY LEARNING COALITION OF HILLSBOROUGH COUNTY PROVIDED PRIVATE SCHOOL DATA.

Full-time Kids R Kids students in classroom B improved in all four domains of the VPK Assessment, with 2 in 4 areas exceeding the program's objective of 80%



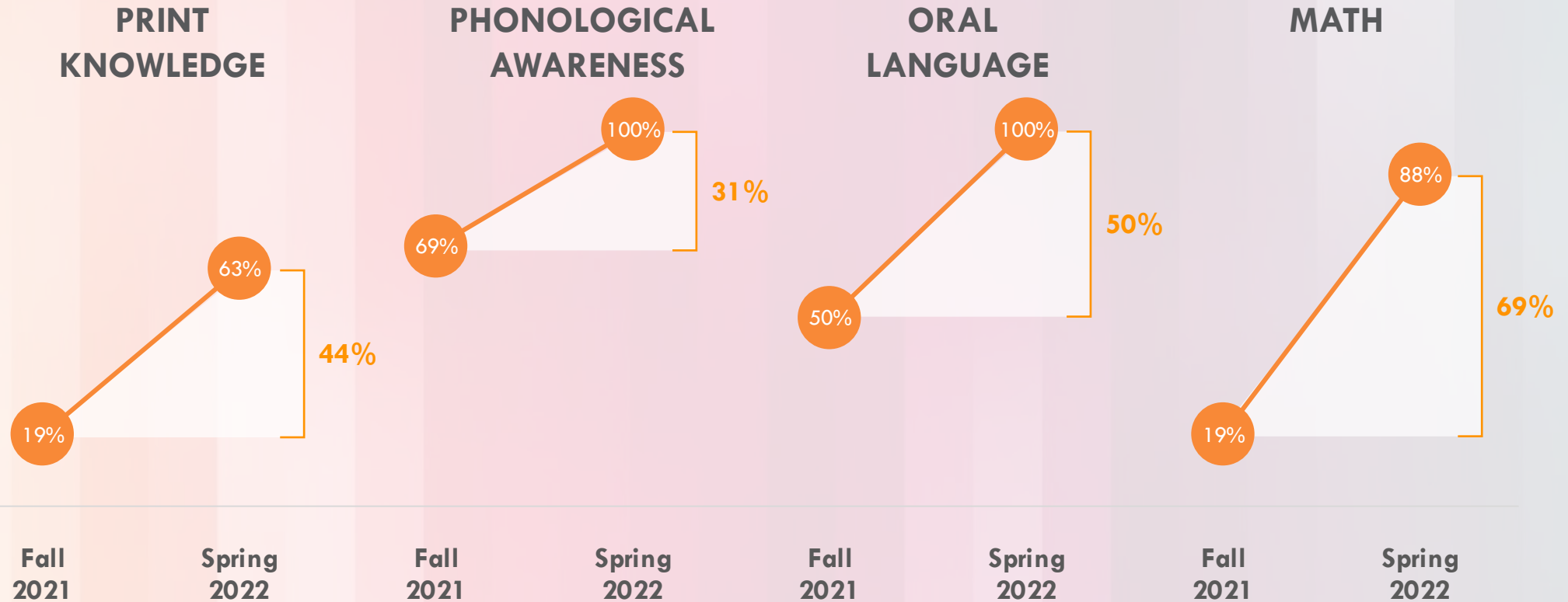
HILLSBOROUGH COUNTY PUBLIC SCHOOLS PROVIDED PUBLIC SCHOOL DATA.
THE EARLY LEARNING COALITION OF HILLSBOROUGH COUNTY PROVIDED PRIVATE SCHOOL DATA.

Part-time Kids R Kids students in classroom C improved the most from fall 2021 to spring 2022 on the print knowledge section of the VPK Assessment



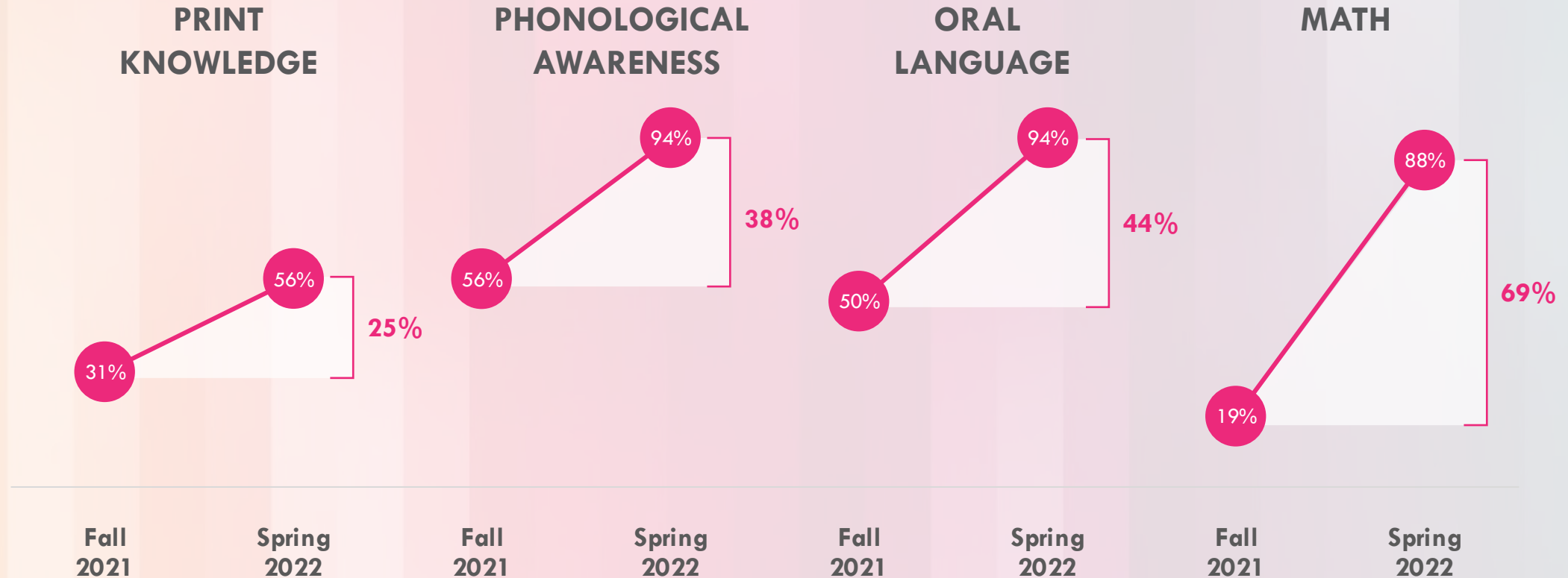
HILLSBOROUGH COUNTY PUBLIC SCHOOLS PROVIDED PUBLIC SCHOOL DATA.
THE EARLY LEARNING COALITION OF HILLSBOROUGH COUNTY PROVIDED PRIVATE SCHOOL DATA.

Part-time Kids R Kids students in classrooms D and E improved most in math, while 100% met or exceeded expectations in phonological awareness and oral language



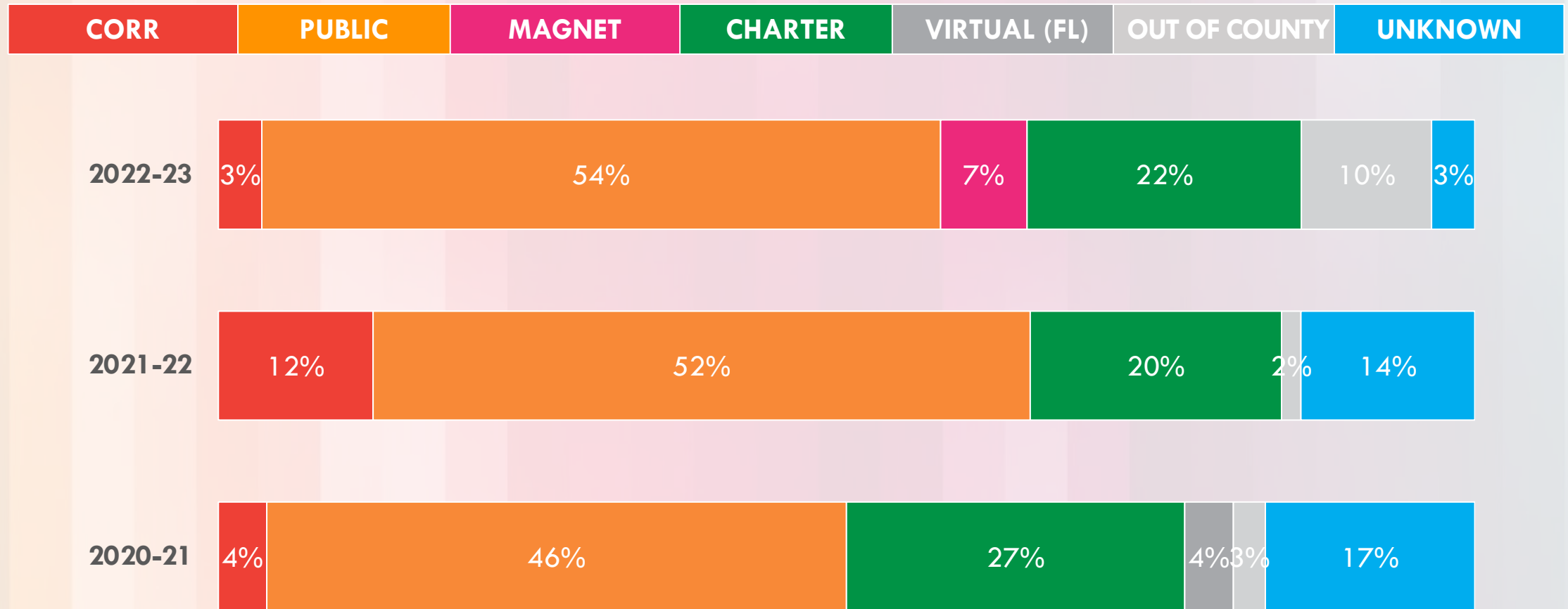
THE KIDS R KIDS D AND E CLASSROOM RESULTS WERE COMBINED TO COMPLY WITH FERPA.
HILLSBOROUGH COUNTY PUBLIC SCHOOLS PROVIDED PUBLIC SCHOOL DATA.
THE EARLY LEARNING COALITION OF HILLSBOROUGH COUNTY PROVIDED PRIVATE SCHOOL DATA.

Corr VPK students improved most in math from fall 2021 to spring 2022 and exceeded objectives in 3 of 4 areas



HILLSBOROUGH COUNTY PUBLIC SCHOOLS PROVIDED PUBLIC SCHOOL DATA.
THE EARLY LEARNING COALITION OF HILLSBOROUGH COUNTY PROVIDED PRIVATE SCHOOL DATA.

Like last year, most students who attended Kids R Kids went to a public or charter school for kindergarten; the percent that attended Corr dropped from 12% to 4% this year



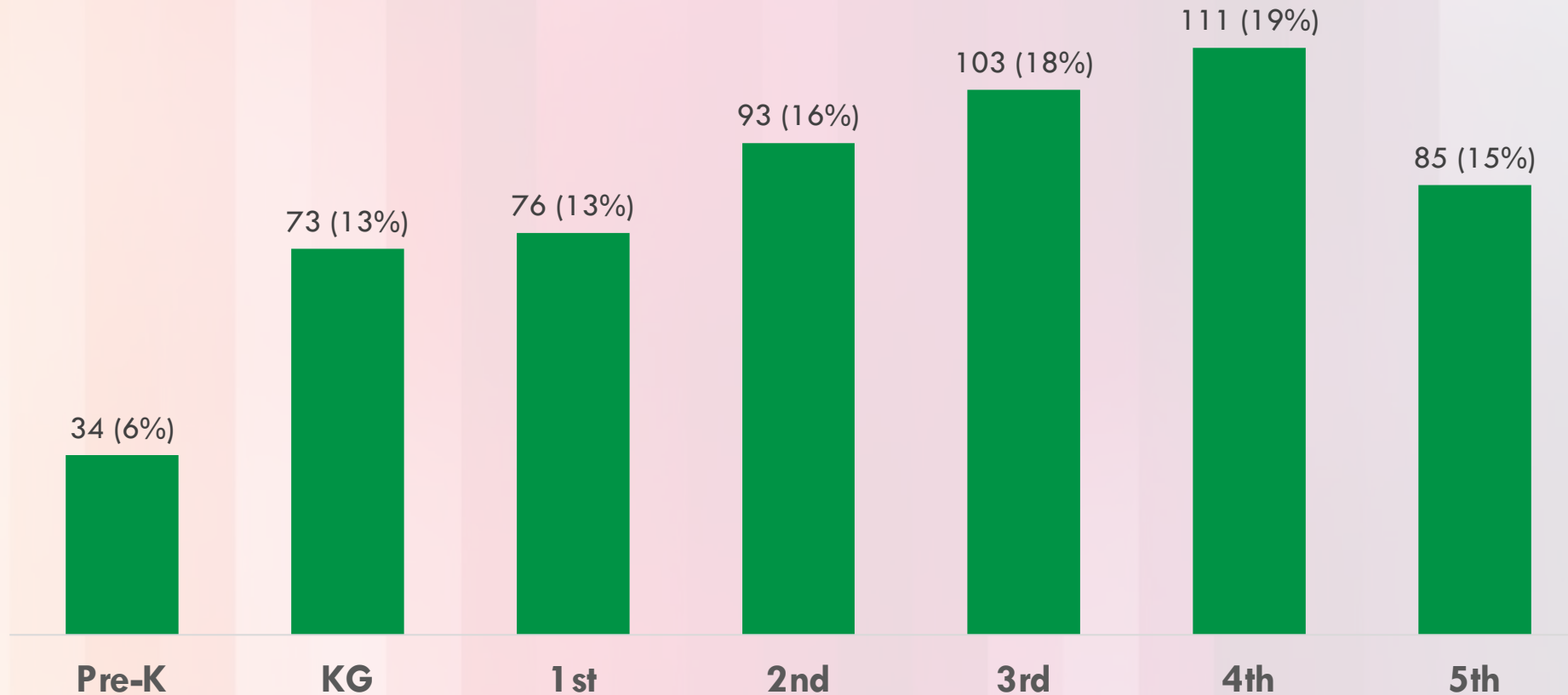
Partner elementary school: Corr Elementary



Corr Elementary

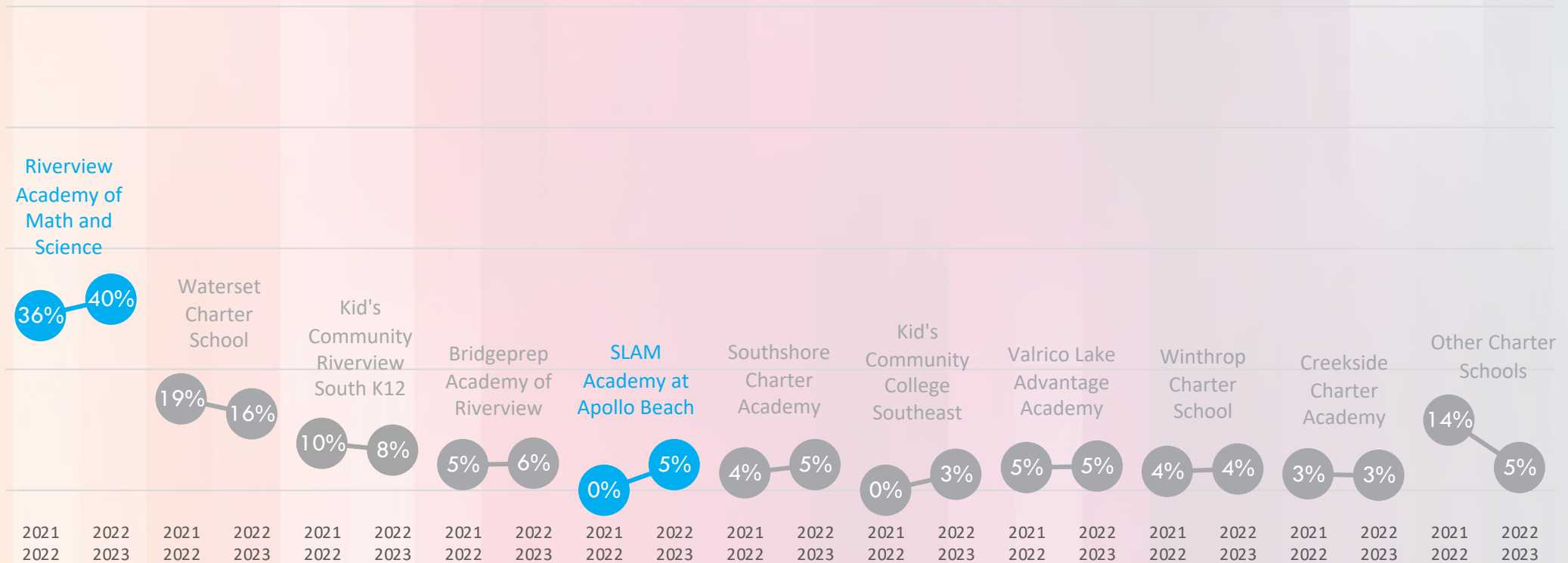
- Pre-K4 through fifth grade
- 575 total students
- 72% minority students
- 2021-22 school grade: B

During the 2022-23 school year, Corr Elementary served 575 students, with the most in third and fifth grades



THIS CHART REPRESENTS THE NUMBER OF STUDENTS AT CORR ELEMENTARY SCHOOL ON THE 20TH DAY OF THE 2022-2023 SCHOOL YEAR. DATA WAS PROVIDED BY HILLSBOROUGH COUNTY PUBLIC SCHOOLS.

Although the overall number of students who attended a charter school instead of Corr did not change significantly from last year to this year (360 versus 362), a higher percentage of students chose to attend Riverview Academy of Math and Science and SLAM Academy of Apollo Beach



OUT OF ALL STUDENTS ZONED FOR CORR ELEMENTARY, THIS CHART COMPARES THE PERCENT OF STUDENTS THAT ATTENDED A CHARTER SCHOOL IN 2021-22 AND 2022-23.

Understanding school grades

- **Seven components** determine an elementary school's grade based on third- through fifth-grader performance (science achievement is only included for fifth grade).
- Schools can receive a **maximum of 100 points** for each component.
- The **percent of students who meet the criteria for each component** equals the number of points received for that component.
- To **calculate a school's grade percentage**, add all the points received for each component together and then divide that number by 7.

