



# Creating Educational Pathways for Student Success

Great We Grow | 2021-2022 Community Impact Report



**GREAT WE GROW**  
Town and Country

# In this report



## Program overview

- Purpose
- Partners
- Objectives
- Strategies



## Results and learnings

- Increasing kindergarten readiness
- Strengthening educational pathways
- Advancing student and school achievement



## Future implications

## Appendix



# PROGRAM OVERVIEW

Purpose | Partners | Objectives | Strategies



# Children who are ready for school are ready for life.

**Too many of our children are unprepared. Together, we must change that.**

- Studies show early childhood education results in **higher IQs, future academic and economic achievement, and better health** in adulthood.
- Children who are ready for kindergarten and can read proficiently in third grade are **more likely to graduate from high school** and earn more during their lifetime.
- **Today, half of our children in Hillsborough County are not prepared for kindergarten.**

Sources: Boys & Girls Clubs of America, Early Learning Coalition of Hillsborough County, Hillsborough County Public Schools, "The Life Cycle Benefits of an Influential Early Childhood Program" (2016)



# Changing how we work together to prepare children for lifelong success

**Great We Grow** is a collaboration that brings together families, preschools, elementary schools and community partners to break down silos and think differently about the educational journey. By working collectively to increase kindergarten readiness and improve elementary school transition, we'll ensure every student has the chance to succeed from day one — in the classroom and in life.

Started as a pilot project in Town and Country, we intend to replicate positive outcomes in additional communities.



**GREAT WE GROW**  
Town and Country

# Meet the Great We Grow partners in Town and Country

## PROGRAM PARTNERS



## SYSTEM PARTNERS



## FUNDING PARTNERS



# What success looks like

Program objectives by fall 2024 | Great We Grow began in 2018-19

## A

### Increase Kindergarten Readiness

- Achieve large increases in caregivers' perceived knowledge in 3 of 5 child development focus areas.
- Increase behavior changes reported by caregivers in five child development domains.
- Improve the percentage of students at partner schools who meet or exceed expectations on all four domains of the VPK assessment to 80%.
- Achieve a 70% kindergarten readiness rate by partner school students at Morgan Woods and Town and Country based on the STAR assessment.
- Contribute to kindergarten readiness in Hillsborough County overall from 50% to 80%.

## B

### Strengthen Educational Pathways

- Increase the percentage of students entering kindergarten at Morgan Woods and Town and Country from partner preschools from 30% to 60%.

## C

### Advance Student and School Achievement

- Achieve 75% of third-graders reading at their grade level at Morgan Woods and Town and Country based on the Florida Standards Assessment for English Language Arts.
- Improve school grades at Morgan Woods and Town and Country from a C to an A.



# Our strategic road map





# RESULTS & LEARNINGS

**Increasing  
kindergarten  
readiness**

**Strengthening  
educational  
pathways**

**Advancing  
student and school  
achievement**

# Executive summary: Results from the 2021-22 school year

## Increasing Kindergarten Readiness

- Caregivers who participated in Champions for Children's What You Do Matters program showed large increases in **child development knowledge** in 3 of the 5 focus areas and significant increases in self-reported **positive behavioral changes**.
- In spring 2022, 3 out of 4 Great We Grow partners had at least 70% of students meet or exceed expectations on all four domains of the **VPK assessment**, with Children's Nest the highest with 80%.
- Partner schools are working to ensure at least 70% of students are **ready for kindergarten** by fall 2024 based on STAR assessment results. Kindergarten readiness increased from 38% to 56% year-over-year for Morgan Woods VPK graduates while readiness of La Petite graduates increased from 37% to 63% — all above the overall average for all Hillsborough County Public Schools (49%).

## Strengthening Educational Pathways

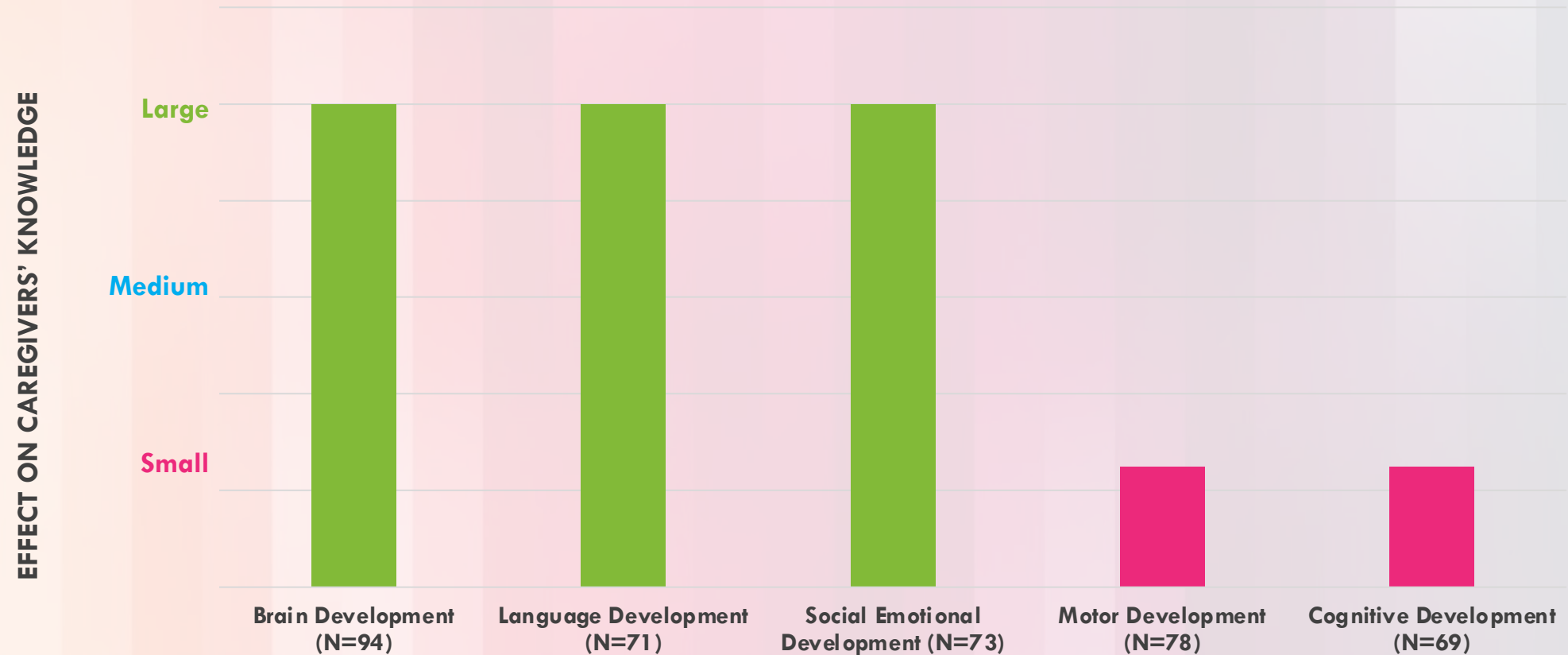
- The **4-year-old stay rate** at Morgan Woods increased from 28% to 40% year-over-year due to the public private partnership with Rosa Valdez, which had a stay rate of 88%. Morgan Woods and Town and Country increased their combined stay rate from 62% to 74% year-over-year.

## Advancing Student & School Outcomes

- Town and Country maintained a B and Morgan Woods a C for their **school grades**.

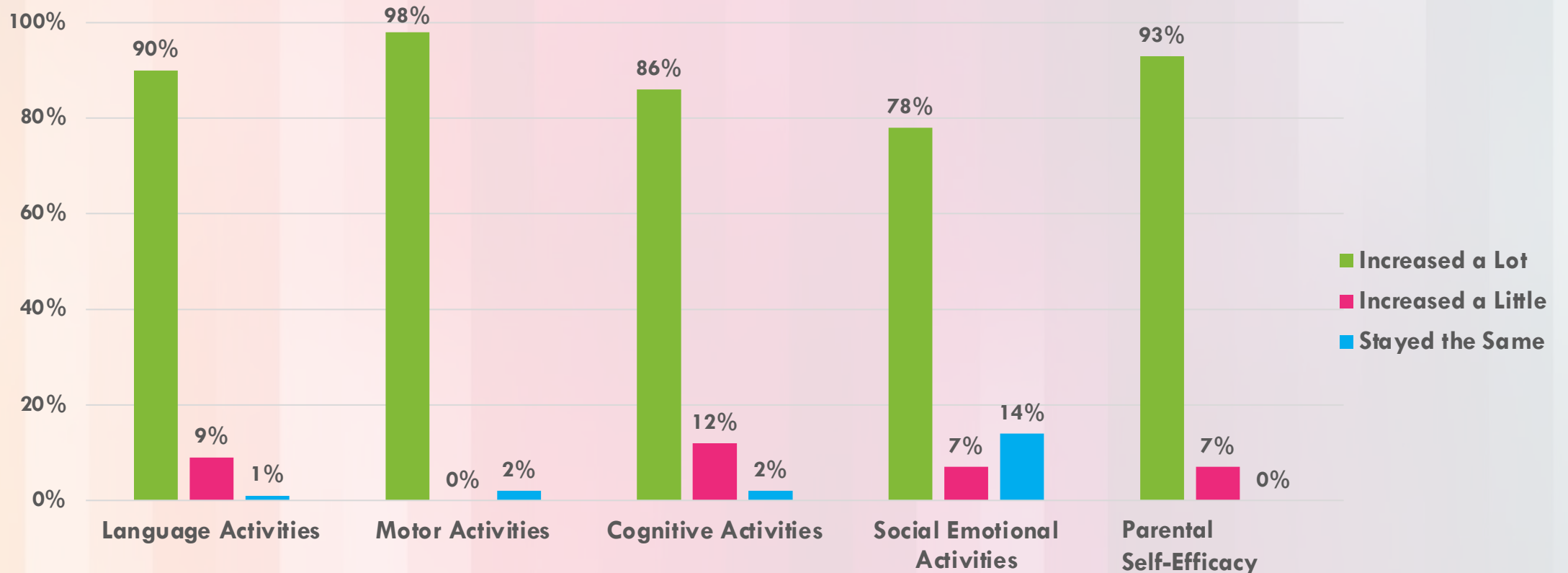


## Caregivers who participated in the What You Do Matters program reported large increases in knowledge in 3 of 5 child development focus areas



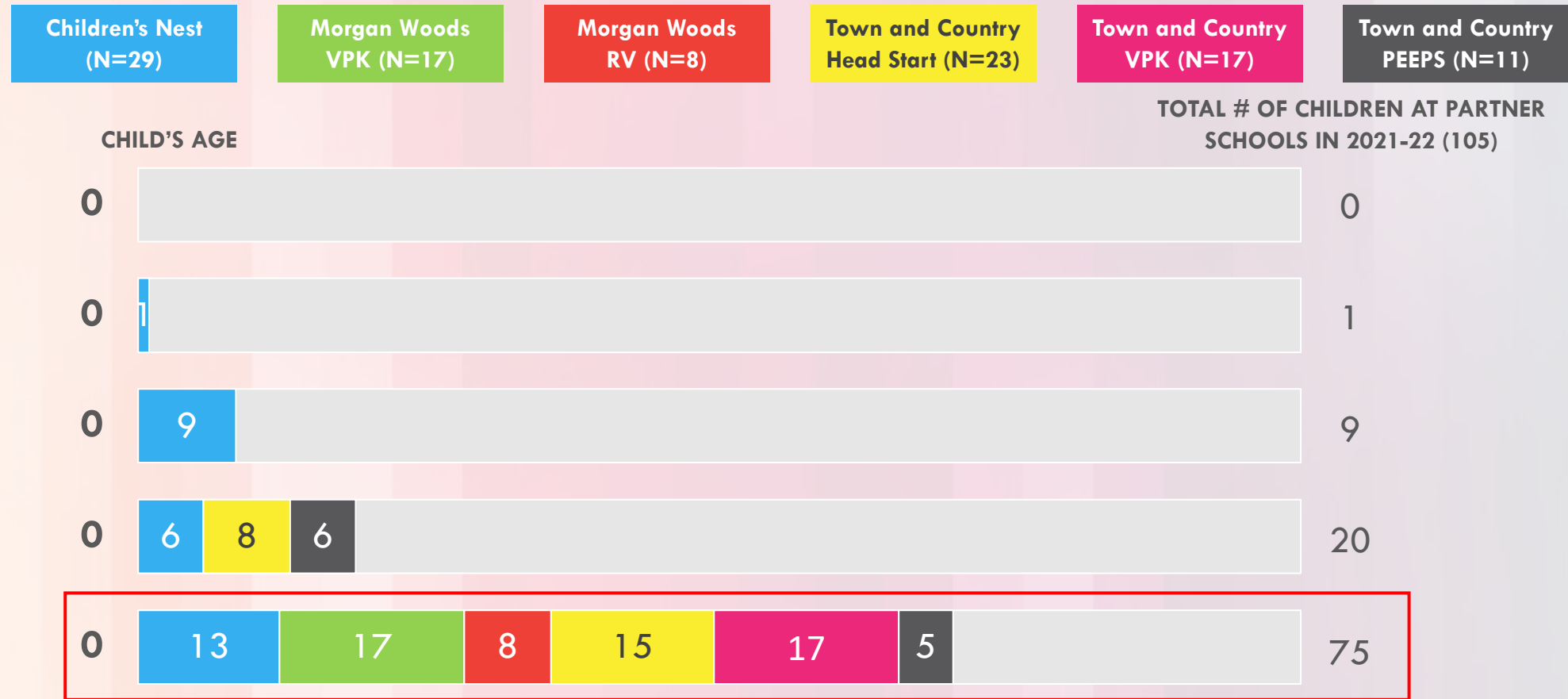
THIS CHART REFLECTS RESULTS FROM PRE- AND POST-SURVEYS COMPLETED BY PARTICIPATING CAREGIVERS AFTER EACH WHAT YOU DO MATTERS CLASS IN FIVE AREAS FROM SEPTEMBER 2020 THROUGH NOVEMBER 2021. RESPONSES REFLECT CAREGIVERS WHO PARTICIPATED WITH CHAMPIONS FOR CHILDREN AND THE YMCA IN SOUTHSORE. DEPENDING ON THE CLASS, TOTAL CAREGIVERS RANGED FROM 69 TO 94 RESPONDENTS.

## Caregivers also reported high levels of positive behavior change and a belief in their capacity to foster necessary child development behaviors after participating in What You Do Matters



THIS CHART REFLECTS RESULTS FROM PRE- AND POST-SURVEYS COMPLETED BY CAREGIVERS WHO PARTICIPATED IN WHAT YOU DO MATTERS, FIELDIED BETWEEN SEPTEMBER 2020 AND NOVEMBER 2021. RESPONSES RELFECT CAREGIVERS WHO PARTICIPATED WITH CHAMPIONS FOR CHILDREN AND THE YMCA IN SOUTHSHORE. THE TOTAL NUMBER OF CAREGIVERS THAT RESPONDED WAS 46.

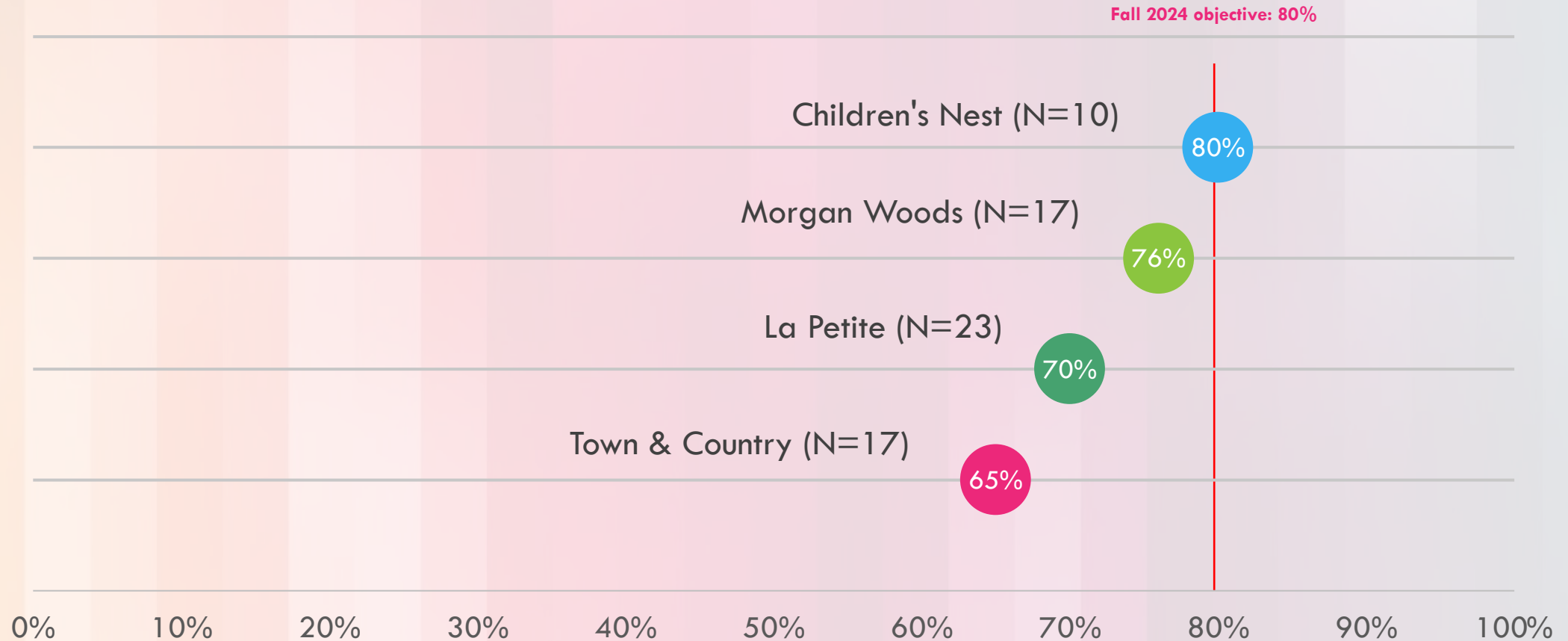
# Partner schools served 105 preschool students in 2021-22; open kindergarten spots at Morgan Woods and Town and Country (107) exceeded 4-year-olds served (75)



THIS CHART REFLECTS THE TOTAL PRESCHOOL STUDENT COUNT AT THE END OF THE 2021-22 SCHOOL YEAR BY AGE AND PARTNER SCHOOL ATTENDED. OPEN KINDERGARTEN SPOTS (107; LIGHT GRAY BAR) REFLECT THE START OF THE 2022-23 SCHOOL YEAR.



# Children's Nest had the highest percentage of preschool students who met or exceeded expectations on all four domains of the spring 2022 VPK assessment



THIS DATA INCLUDES STUDENTS WITH  $\geq 70\%$  ATTENDANCE AND BOTH FALL AND SPRING ASSESSMENT SCORES. HILLSBOROUGH COUNTY PUBLIC SCHOOLS PROVIDED ALL PUBLIC SCHOOL DATA. THE EARLY LEARNING COALITION OF HILLSBOROUGH COUNTY PROVIDED ALL PRIVATE SCHOOL DATA.

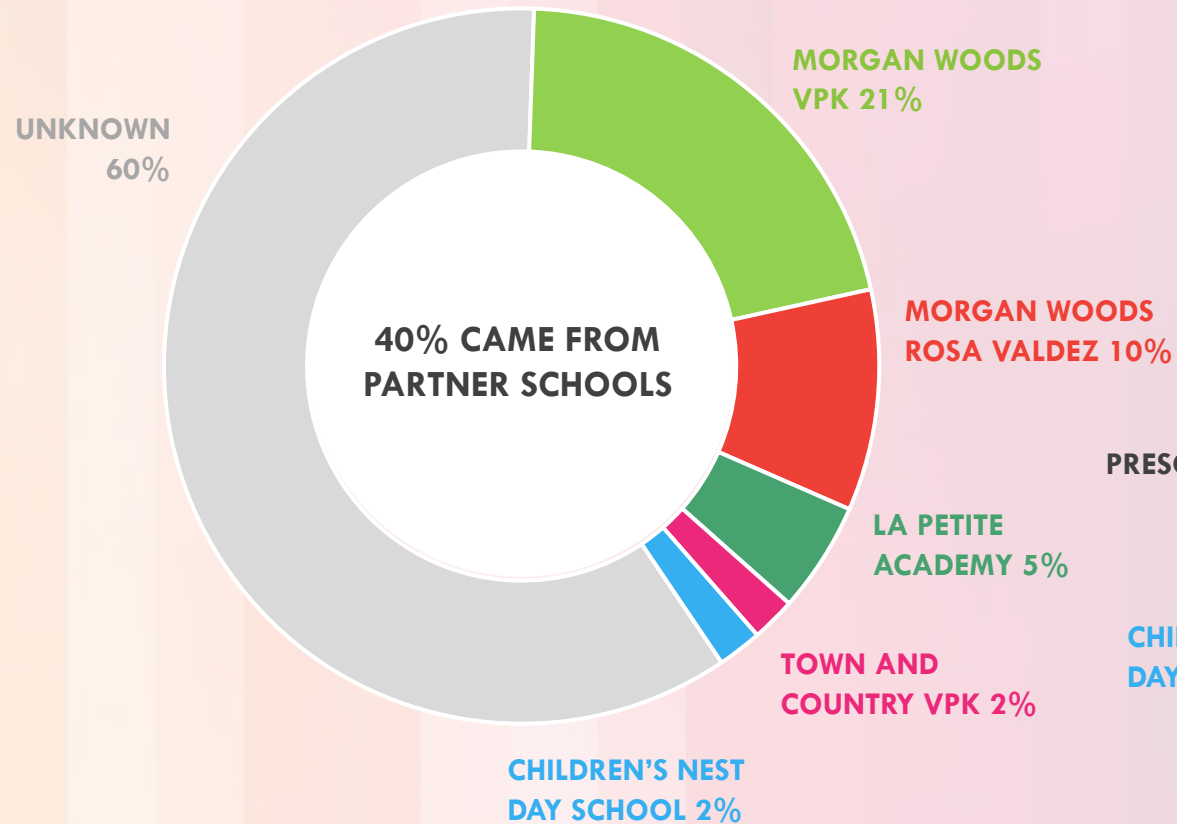
## La Petite and Morgan Woods VPK achieved the highest kindergarten readiness scores in fall 2022 as we strive to reach at least 70% ready by fall 2024

Preschool Student Attended	% of students ready for kindergarten (STAR)	# of students (N=)
Children's Nest	38%	8
La Petite	63%	16
Morgan Woods VPK	56%	16
Rosa Valdez	18%	11
Town and Country VPK	38%	13
Town and Country Head Start	46%	26
All kindergartners at Morgan Woods	18%	73
All kindergartners at Town and Country	43%	49
All kindergartners at HCPS	49%	-

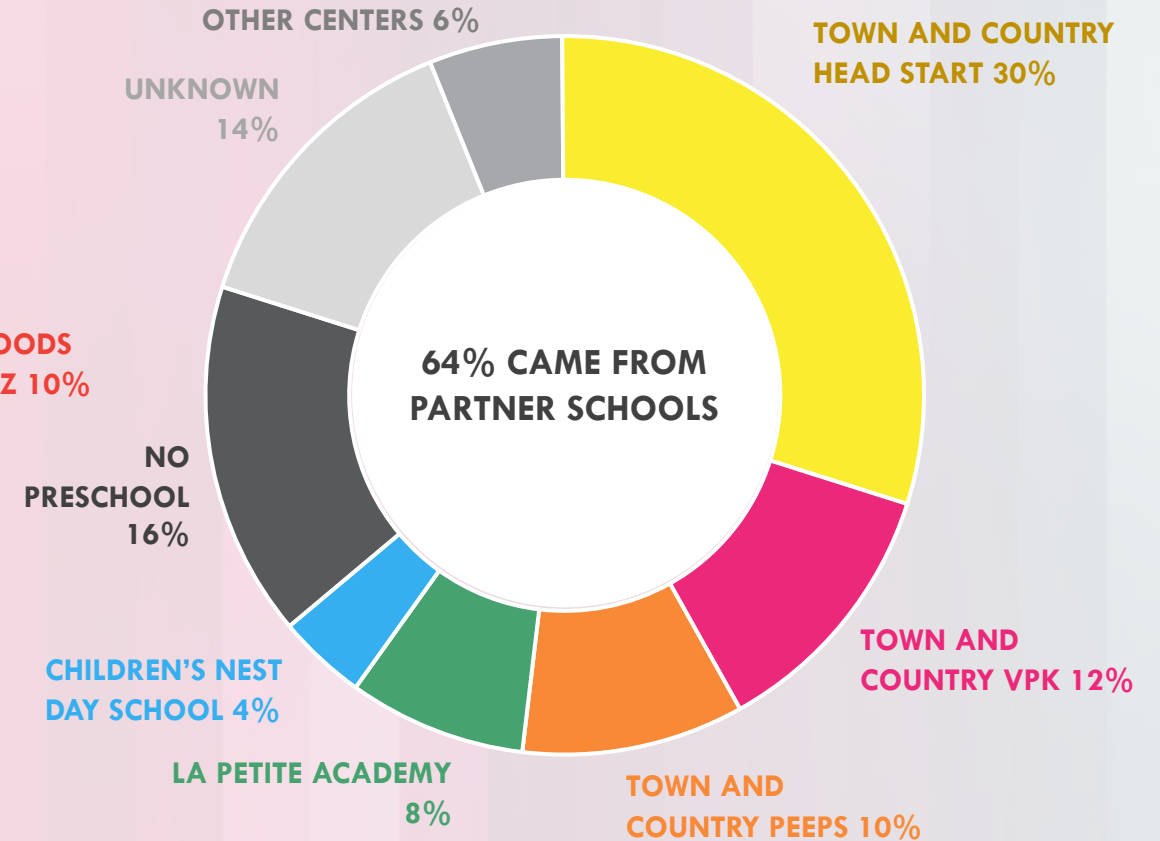
HILLSBOROUGH COUNTY AND THE STATE OF FLORIDA USE STAR TO REPORT KINDERGARTEN READINESS.  
 STAR ASSESSMENTS WERE COMPLETED BY NEW KINDERGARTNERS IN FALL 2022.

**Town and Country Elementary exceeded our objective for a 60% stay rate while Morgan Woods improved their stay rate from 28% to 40%**

**MORGAN WOODS (N=62)**



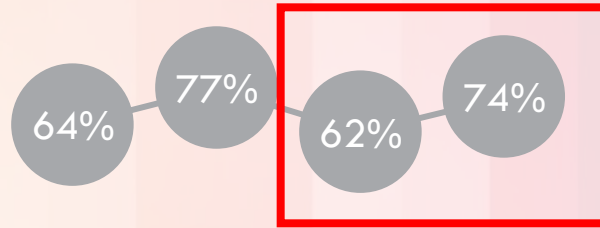
**TOWN AND COUNTRY (N=50)**



THIS CHART REFLECTS WHERE STUDENTS WHO ENTERED KINDERGARTEN IN 2022-23 ATTENDED PRESCHOOL THE PRIOR YEAR

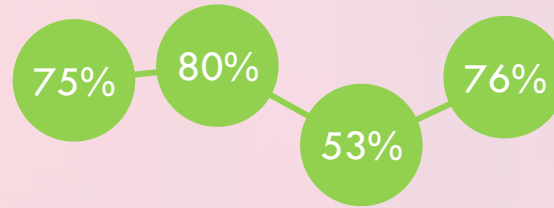
# Higher percentages of students from Morgan Woods and Town and Country preschool programs stayed for kindergarten than the previous school year

Total MW & T&C



2019-20 2020-21 2021-22 2022-23

MW VPK



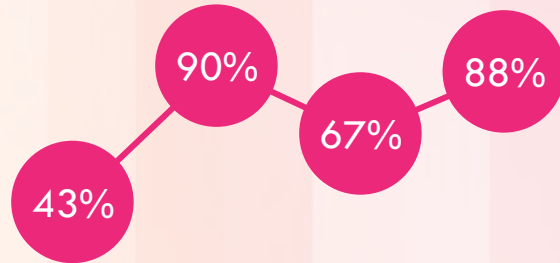
2019-20 2020-21 2021-22 2022-23

ROSA VALDEZ [NEW]



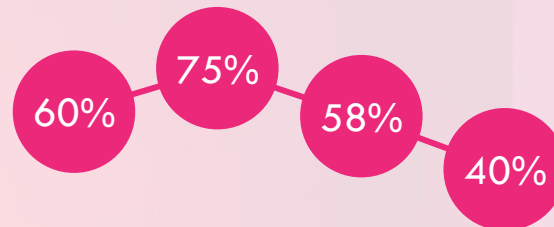
2019-20 2020-21 2021-22 2022-23

T&C VPK




2019-20 2020-21 2021-22 2022-23

T&C HS



2019-20 2020-21 2021-22 2022-23

T&C PEEPs



2019-20 2020-21 2021-22 2022-23

THESE CHARTS SHOW THE PERCENTAGE OF STUDENTS WHO ATTENDED PRESCHOOL AT MORGAN WOODS OR TOWN AND COUNTRY AND STAYED FOR KINDERGARTEN AT THE SCHOOL. PLEASE REFER TO THE GLOSSARY IN THE APPENDIX FOR MORE INFORMATION ON ACRONYMS AND PROGRAM DEFINITIONS.

## School grades at Morgan Woods and Town and Country remained stable from pre-pandemic norms as we strive for a B or higher

SCHOOL GRADES	2017-18 <small>(Great We Grow begins)</small>	2018-19	2019-20	2020-21	2021-22
MORGAN WOODS	C	C	Data unavailable due to COVID-19	N/A	C
TOWN AND COUNTRY	C	B	Data unavailable due to COVID-19	N/A	B



# Results

While we are seeing some positive increases, the effects of COVID-19 continue to impact kindergarten readiness and student outcomes.

KEY PERFORMANCE INDICATOR	GWG STARTS						Annual Change		Fall 24 Objective
	17-18	18-19	19-20	20-21	21-22	22-23			
<b>IMPROVING KINDERGARTEN READINESS</b>									
<b>Partners' Overall Readiness Rate (STAR)</b>									
Children's Nest Day School	–	–	75%	–	57%	38%	-19%	▼	80%
La Petite Academy	–	–	54%	–	37%	63%	26%	▲	80%
Rosa Valdez	–	–	–	–	–	18%	–		
Morgan Woods Elementary VPK	–	–	74%	54%	38%	56%	18%	▲	80%
Town and Country Elementary VPK				8%	73%	38%	-35%	▼	80%
Town and Country Elementary Head Start	–	–	48%	47%	100%	46%	-54%	▼	80%
<b>Readiness Rate at Beginning of Year (STAR)</b>									
Morgan Woods Elementary	45%	38%	45%	54%	36%	18%	-18%	▼	70%
Town and Country Elementary	34%	29%	47%	24%	47%	43%	-4%	▼	70%
All kindergartens in Hillsborough County Public Schools			54%	52%	48%	49%	1%		
<b>STRENGTHENING EDUCATIONAL PATHWAYS</b>									
<b>Kindergarten Enrollment Contribution from Preschool Partners</b>									
Morgan Woods Elementary	–	–	30%	50%	28%	40%	12%	▲	60%
Town and Country Elementary	–	–	31%	42%	71%	64%	-7%	▼	60%
<b>ADVANCING STUDENT AND SCHOOL ACHIEVEMENT</b>									
<b>Third-Graders Reading at Level (FSA ELA)</b>									
Morgan Woods Elementary	46%	45%	COVID	47%	–	45%	–		75%
Town and Country Elementary	43%	56%	COVID	43%	–	46%	–		75%
<b>School Grade</b>									
Morgan Woods Elementary	C	C	COVID	COVID	C	–	–		A
Town and Country Elementary	C	B	COVID	COVID	B	–	–		A

# Shaping a model for the future

**FROM**

**TO**

---

**Early childhood learning starts at age 3**



**Education begins at birth**

---

**Every school working independently**



**All schools and stakeholders working together**

---

**Uncertainty about where kindergarten students come from and their performance**



**Clear understanding of school transition data and how to create pathways for student success**

---

**Too many children are unprepared for kindergarten**



**More children are ready for kindergarten and graduate from high school**

---



# FUTURE IMPLICATIONS

# The plan forward



## Engage More Caregivers

- Work with elementary schools to **recruit more caregivers to participate in Champions for Children programs** as a feeder to preschool partners. Focus caregiver marketing on school families.
- Support the **Talk Read Sing** public awareness campaign.

## Improve Kindergarten Readiness

- Continue a **facilitated community of practice** that brings partners together, including all private and public 4-year-old teachers, a lead kindergarten teacher from both elementary schools, senior trainers from the Early Learning Coalition, and Hillsborough County Public Schools.
- Focus on new **CLASS observations and STAR assessments for 4-year-olds** while better understanding the alignment of learning objectives, curriculum, digital platforms and state assessments.
- **Add 3-year-olds to our pipeline strategy** to provide two years to improve kindergarten readiness.

## Facilitate Coordinated Pathways to Kindergarten

- Host **back-to-school and year-end events to recruit more children** into partner preschools and neighborhood public schools.
- Consistently engage preschool teachers in **discussing elementary school choices with families** to influence the best decision for each child.
- Implement the second year of the **public-private partnership** with Rosa Valdez Cornerstone at Morgan Woods.

## Enhance Out-of-School Programming

- Focus on improving academic support for and integration with **out-of-school programming**.



“

**This program is so important to help us prepare our children for school and life. It's having a significant, positive impact in Town and Country. We must continue working together to promote it and achieve all its objectives for student and school success.**

— Annette, parent

”



**For questions about Great We Grow in  
Town and Country:**

**Sheff Crowder  
[Sheff@connfoundation.org](mailto:Sheff@connfoundation.org)  
813-758-9403**





# APPENDIX

**Glossary**

**Program  
Strategies**

**Partner Info &  
Detailed Data**

# Glossary

## GENERAL TERMS

- **Achievement:** The percentage of students performing at or above the standard for their age or grade level
- **Economically disadvantaged:** Students who are eligible for free or reduced-price meals under the National School Lunch and Child Nutrition Program
- **Gains:** Students who show one year's worth of growth based on standardized academic assessments for their grade level
- **Kindergarten readiness:** Percent of students demonstrating readiness for kindergarten based on state (STAR) assessments
- **Out-of-school time:** Care provided to children after school and during the summer while caregivers are at work
- **Stability:** The number of students who start and complete an academic year at the same school
- **Stay rate:** The percentage of students from a certain school boundary who attended on a given date (neighborhood, public choice or charter schools)
- **What You Do Matters:** Free, six-week educational playgroup for children from birth to age 5 and their caregivers





# Glossary

## ASSESSMENTS

- **ASQ:** Ages and Stages Questionnaire — A standardized screening test for children from birth to age 6 to assess their development in speech, physical ability, social skills and problem-solving skills
- **FSA:** The Florida Standards Assessment — A test administered to students in grades three through 10 for English language arts (ELA) and grades three through eight for mathematics
- **STAR:** The state-mandated assessment that evaluates kindergarten readiness for all children entering public schools
- **CLASS:** An observational tool used to evaluate teachers working with children from infancy through age 5 to assess school readiness





# Glossary

## ACRONYMS

- **MW:** Morgan Woods Elementary School
- **FERPA:** Family Educational Rights and Privacy Act — a federal law that protects the privacy of student education records at all schools that receive funds under an applicable program of the U.S. Department of Education
- **N=:** Total number of students
- **T&C:** Town and Country Elementary School
- **T&C HS:** Town and Country Head Start
- **BGC:** Boys & Girls Club(s)



## PRESCHOOL PROGRAMS

**Head Start:** Federally-funded pre-kindergarten program for children from low-income families between ages 3 to 5, including those with special needs

**PEEPS:** Pre-Kindergarten Exceptional Education Preschool Services — Provides educational opportunities for children ages 3 to 5 who have special needs

**VPK:** Voluntary Pre-Kindergarten — Free, state-funded pre-kindergarten program for 4 and 5-year-olds who reside in Florida; families must choose a half-day program for the school year or a full-day program for the summer



# Strategy 1: Engage caregivers from day one

- Because the majority of brain development occurs before age 3, **educate caregivers** — children’s first teachers — about what they should be doing with their children, starting at birth.
- Offer **programs for caregivers and children** at a neighborhood center.
- Focus **primary marketing efforts** on bringing students into our partnership preschools and their local elementary schools.
- Provide **supportive environments** where caregivers can see what quality educational engagement looks like and practice with professionals and peers.

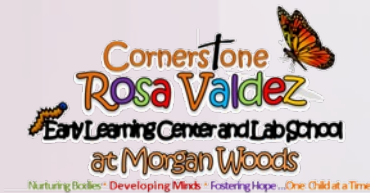


Champions  
For Children

**FAMILY**  
EDUCATION • SUPPORT • RESOURCES

## Strategy 2: Facilitate coordinated public and private preschool pathways to kindergarten

- **Bring educators together** from public and private preschools and elementary schools to create shared learning objectives utilizing a digital platform.
- Foster **ongoing collaboration and conversation**, where teachers at every level discuss data, challenges and strategies and participate in training to improve outcomes together.
- Implement a **public-private partnership** with Rosa Valdez Cornerstone at Morgan Woods.
- Actively **promote school pathways in preschools** so families can see kindergarten options and where peers are going.



## Strategy 3: Integrate out-of-school programming with school and student outcomes

- Engage principals as “chief academic officers” for after-school activities, sharing data with the local Boys & Girls Clubs to create more impactful programming.
- Focus on enrichment activities that support emotional intelligence to complement academic learning.





# More about our partners and results



**Caregiver  
Engagement**



**Preschools**



**Schools**



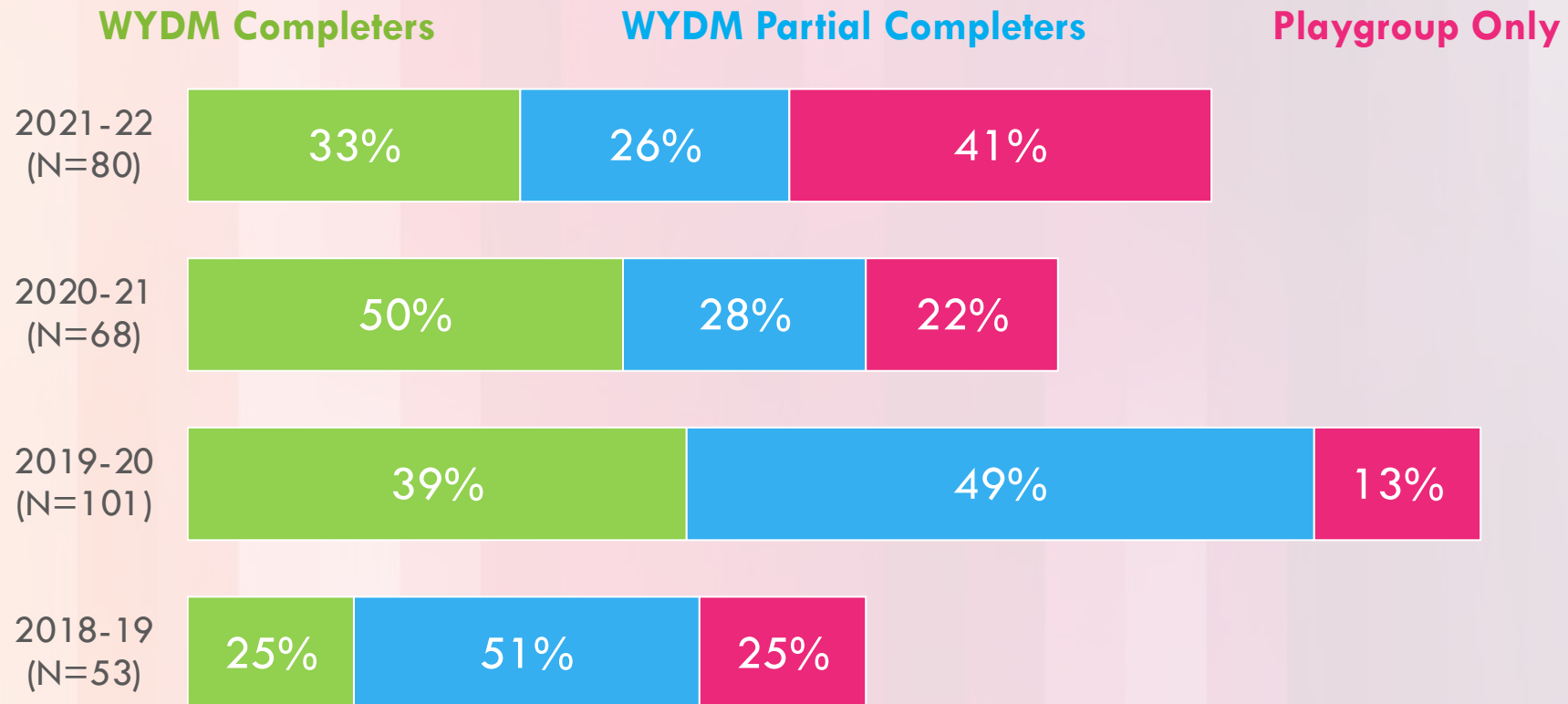
**Out-of-  
School Time**

# Champions for Children



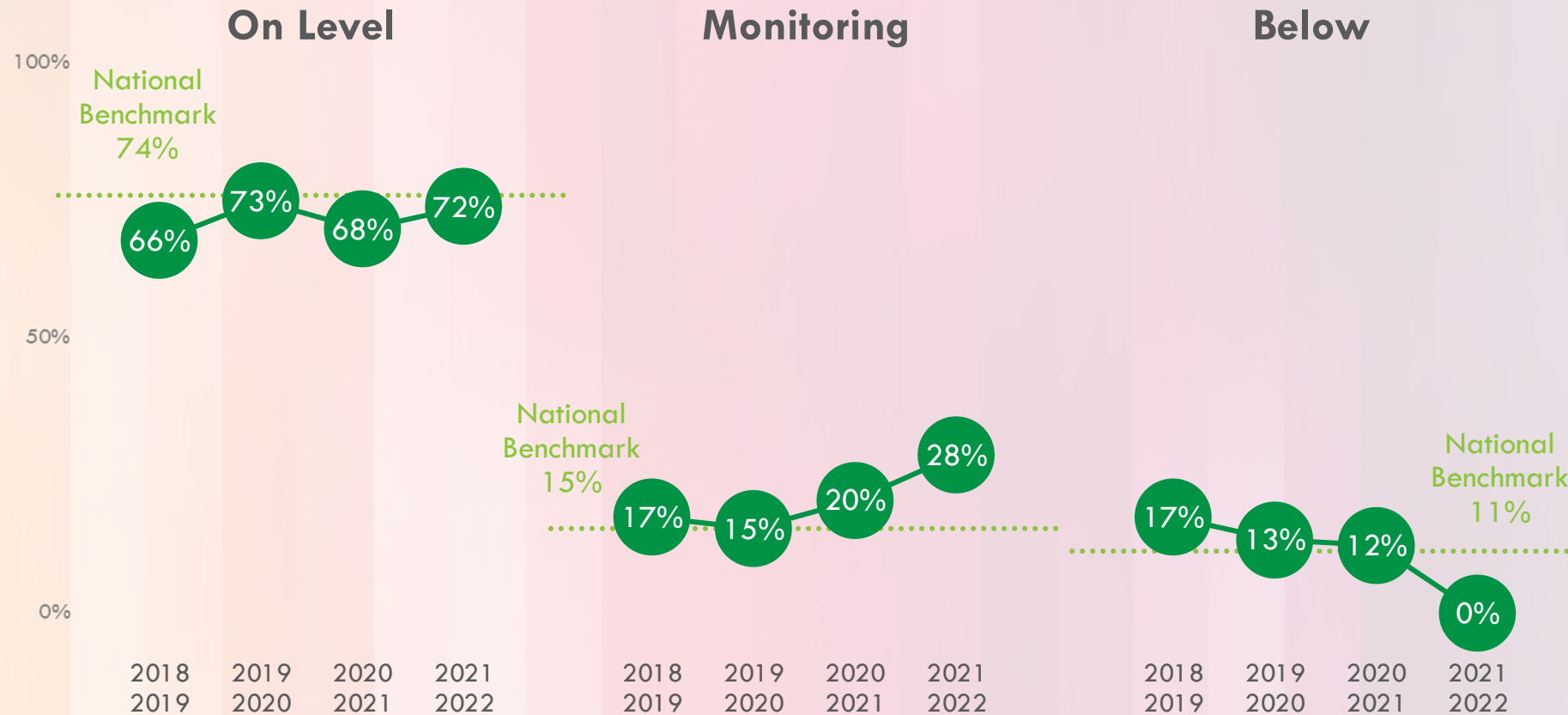
- **Mission:** To build stronger families in the Tampa Bay region through child abuse prevention and family education programs
- Serves about **42,800 individuals annually**, including 12,000 kids and adults who participate in classes and individual support services
- Parents who participate in the What You Do Matters program demonstrate larger **increases in knowledge about child development** and reported high levels of **positive behavior change**.

**Total participation in the What You Do Matters program increased from last year, but the percentage of participants that completed the program decreased from 50% last year to 33% this year**



**WHAT YOU DO MATTERS IS A FREE, SIX-WEEK EDUCATIONAL PLAYGROUP FOR CHILDREN FROM BIRTH TO AGE 5 AND THEIR CAREGIVERS OFFERED BY CHAMPIONS FOR CHILDREN.**

**ASQ results continue to show a higher percentage of students in the monitoring group than previous years, whereas the percentage in the below group has decreased year over year to 0%.**



**The Ages and Stages Questionnaire (ASQ) is a standardized screening test for children birth to age 6 to assess their development in speech, physical ability, social skills and problem-solving skills.**

**THIS CHART SHOWS THE AGES & STAGES QUESTIONNAIRE SCREENING (ASQ) RESULTS FROM AUGUST 2021 THROUGH JULY 2022. DATA REPRESENTS 32 CHILDREN. THIRTY-TWO PARENT CONFERENCES WERE HELD, AND 6 CHILDREN WERE RESCREENED. FOUR IMPROVED, AND TWO WERE REFERRED.**

# Children's Nest Day School




- Children's Nest Day School operates seven child care centers in the greater Tampa Bay area, including **one in Town and Country that is nationally-accredited.**
- Their purpose is to **provide the highest quality, safest learning environment** for the children and families they serve using a stimulating, developmentally-appropriate curriculum along with fun, exciting activities.
- The Town and Country center **served 29 children ages 1 through 5** during 2021-22.

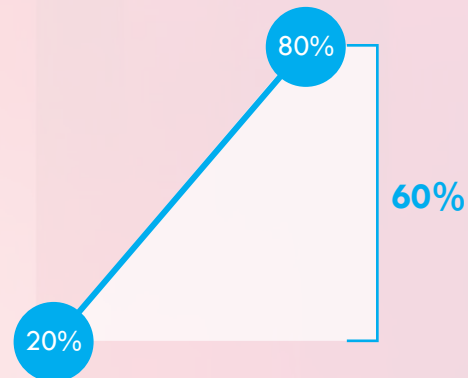


**80% percent of Children's Nest students met or exceeded expectations on all four domains of the spring 2022 VPK assessment, with greatest growth in print knowledge and phonological awareness.**

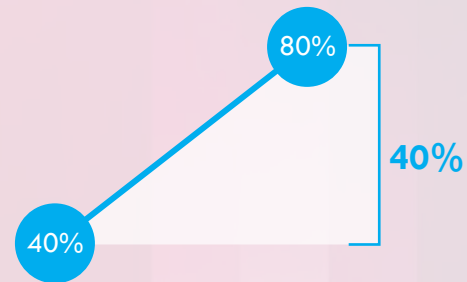
**Print Knowledge**



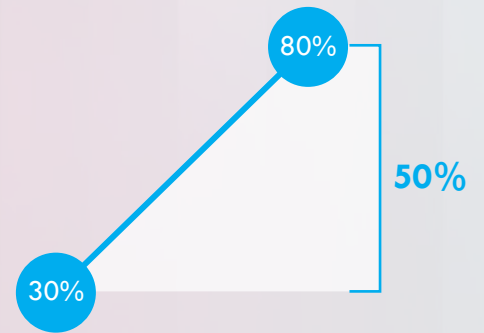
**Phonological Awareness**



**Oral Language**



**Math**



Fall  
2021

Spring  
2022

Fall  
2021

Spring  
2022

Fall  
2021

Spring  
2022

Fall  
2021

Spring  
2022

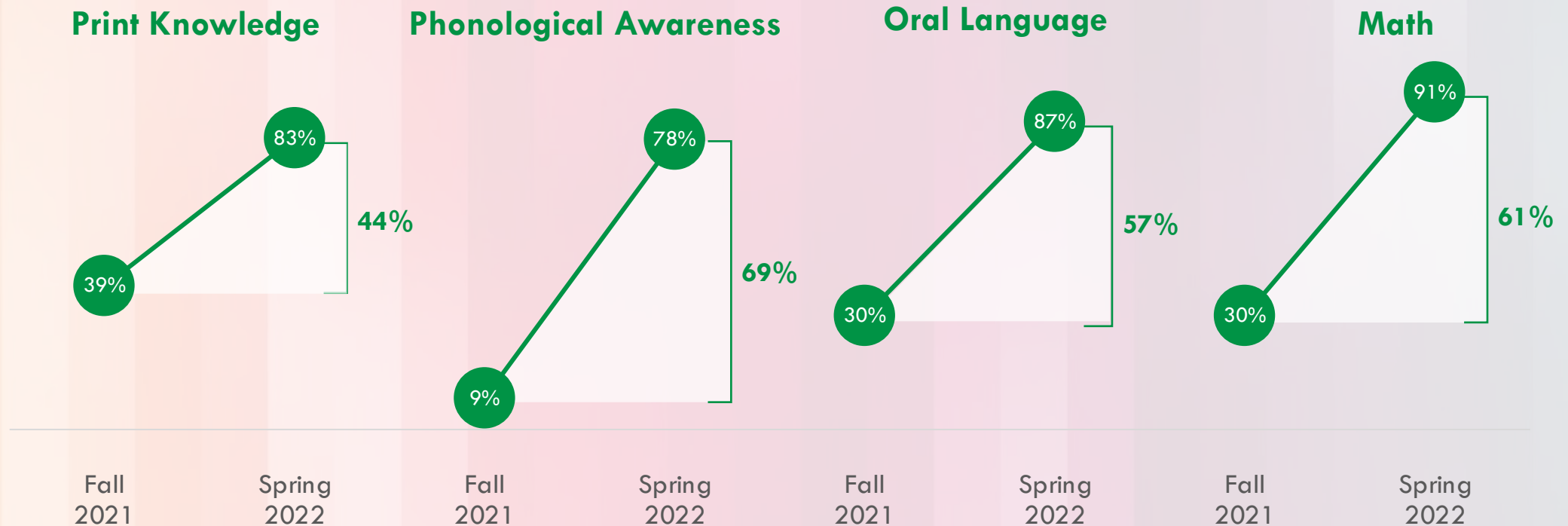
**THIS DATA INCLUDES STUDENTS WITH  $\geq 70\%$  ATTENDANCE AND BOTH FALL AND SPRING ASSESSMENT SCORES. HILLSBOROUGH COUNTY PUBLIC SCHOOLS PROVIDED ALL PUBLIC SCHOOL DATA. THE EARLY LEARNING COALITION OF HILLSBOROUGH COUNTY PROVIDED ALL PRIVATE SCHOOL DATA.**

# La Petite Academy



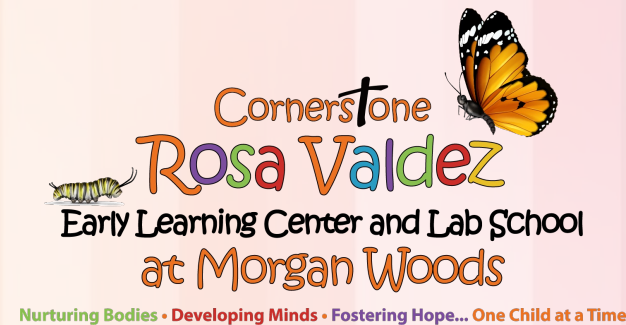
- La Petite Academy is a network of nearly 600 nationally accredited child care centers throughout the United States, including **La Petite Academy of Tampa in Town and Country**.
- La Petite's **STEM-inspired curriculum** integrates the core principles of science, technology, engineering and math throughout classroom areas and daily routines. This connects academic skills to practical real-world applications, so learning becomes meaningful to children's everyday lives.

**70% of all La Petite VPK students met or exceeded expectations on all four domains of the spring 2022 VPK assessment, with the greatest growth in phonological awareness.**



**THIS DATA INCLUDES STUDENTS WITH  $\geq 70\%$  ATTENDANCE AND BOTH FALL AND SPRING ASSESSMENT SCORES. HILLSBOROUGH COUNTY PUBLIC SCHOOLS PROVIDED ALL PUBLIC SCHOOL DATA. THE EARLY LEARNING COALITION OF HILLSBOROUGH COUNTY PROVIDED ALL PRIVATE SCHOOL DATA.**


# Cornerstone Rosa Valdez Early Learning Center and Lab School




- The Rosa Valdez Early Learning Center at Cornerstone is one of only two Nationally Accredited Childcare Centers in Old West Tampa. It serves children ages 6 weeks to 5 years.
- In addition to its literacy-based curriculum, Rosa Valdez provides **developmental assessments, positive behavior support, nutritious food, family support** and lots of love and care for the children and families it serves.
- Average enrollment: 65 children (accredited to serve 72 children)

## Most students from Rosa Valdez attended Morgan Woods or Town and Country for kindergarten compared to 27% at Children's Nest

### Children's Nest Day School (N=11)



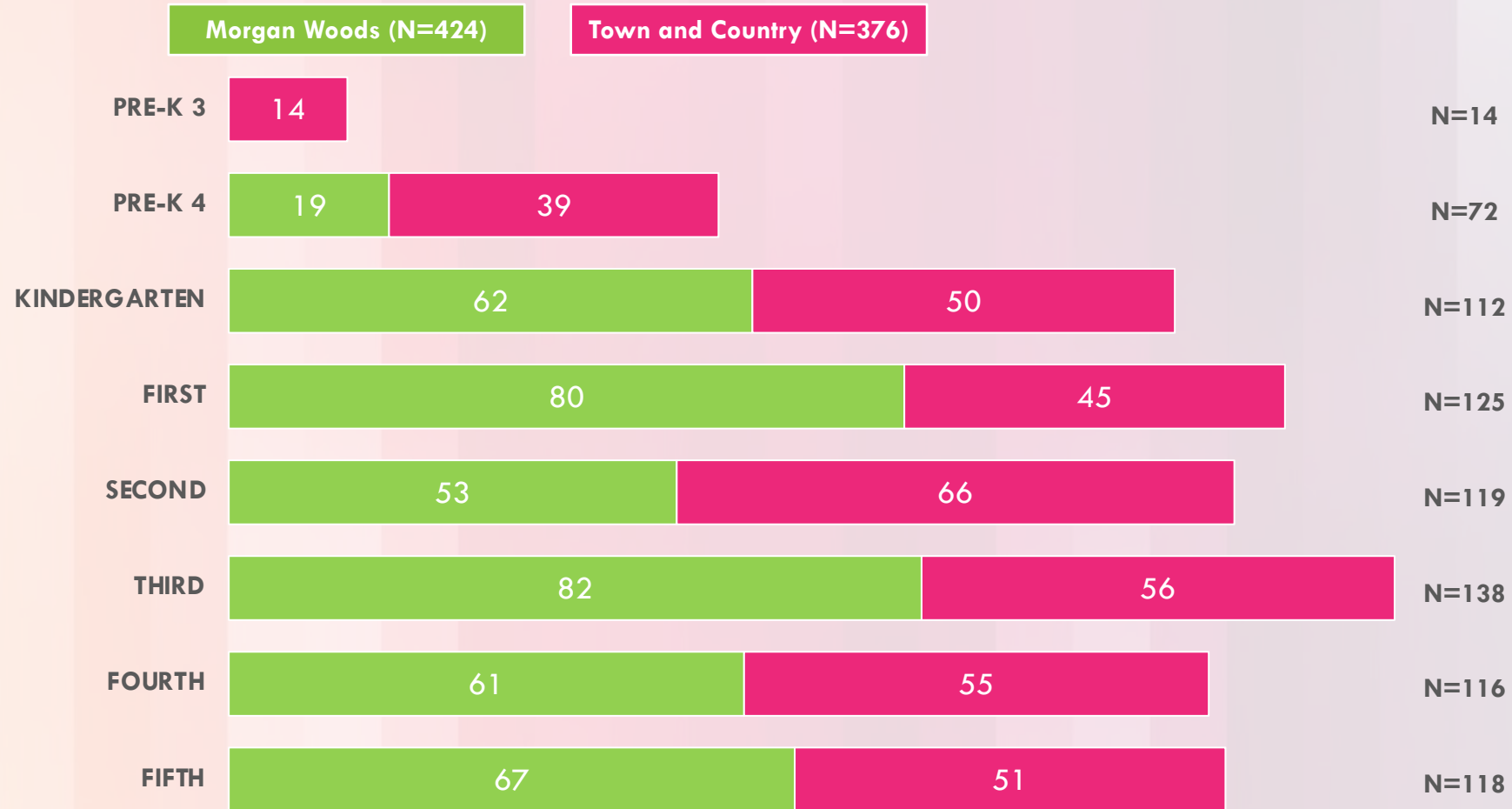
### Rosa Valdez (N=8)



THIS CHART SHOWS WHERE STUDENTS WHO WENT TO CHILDREN'S NEST DAY SCHOOL OR ROSA VALDEZ IN 2021-22 ATTENDED KINDERGARTEN IN 2022-23.




## Together, partner elementary schools served 800 students in 2022-23.




PERCENTAGES REPRESENT THE 2022-23 20-DAY STUDENT COUNT FROM HILLSBOROUGH COUNTY PUBLIC SCHOOLS.

# Morgan Woods Elementary School



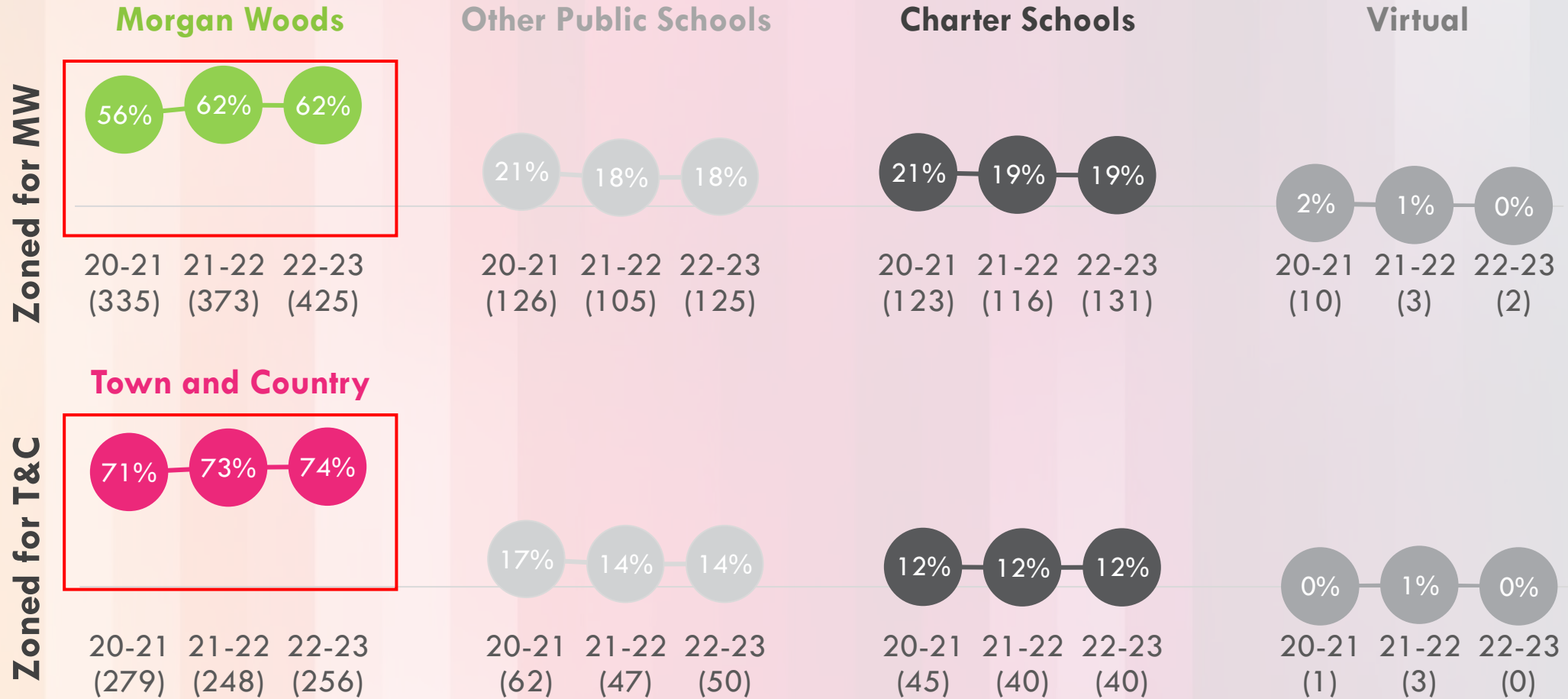
- Public **elementary school**
- Serves students **pre-K 4 through fifth grade**
- Had **424 total students** enrolled in fall 2022
- 89% of students were considered **economically disadvantaged**
- 86% of children were **students of color**

# 76% of preschool students at Morgan Woods met or exceeded expectations on all four domains of the spring 2022 VPK assessment, with greatest growth in print knowledge



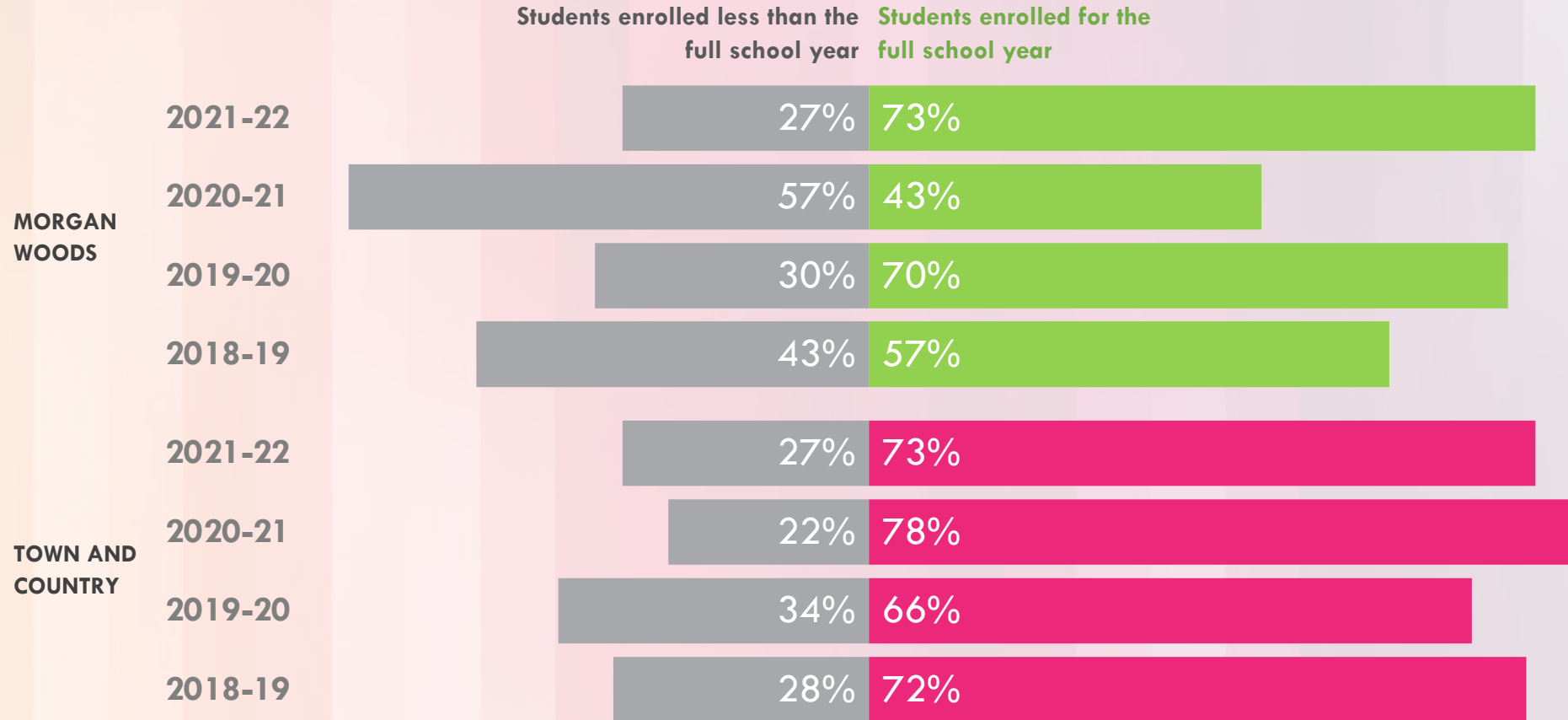
THIS DATA INCLUDES STUDENTS WITH  $\geq 70\%$  ATTENDANCE AND BOTH FALL AND SPRING ASSESSMENT SCORES. HILLSBOROUGH COUNTY PUBLIC SCHOOLS PROVIDED ALL PUBLIC SCHOOL DATA. THE EARLY LEARNING COALITION OF HILLSBOROUGH COUNTY PROVIDED ALL PRIVATE SCHOOL DATA.

Stay rates for students zoned for *Morgan Woods* or *Town and Country* have remained stable year-to-year.



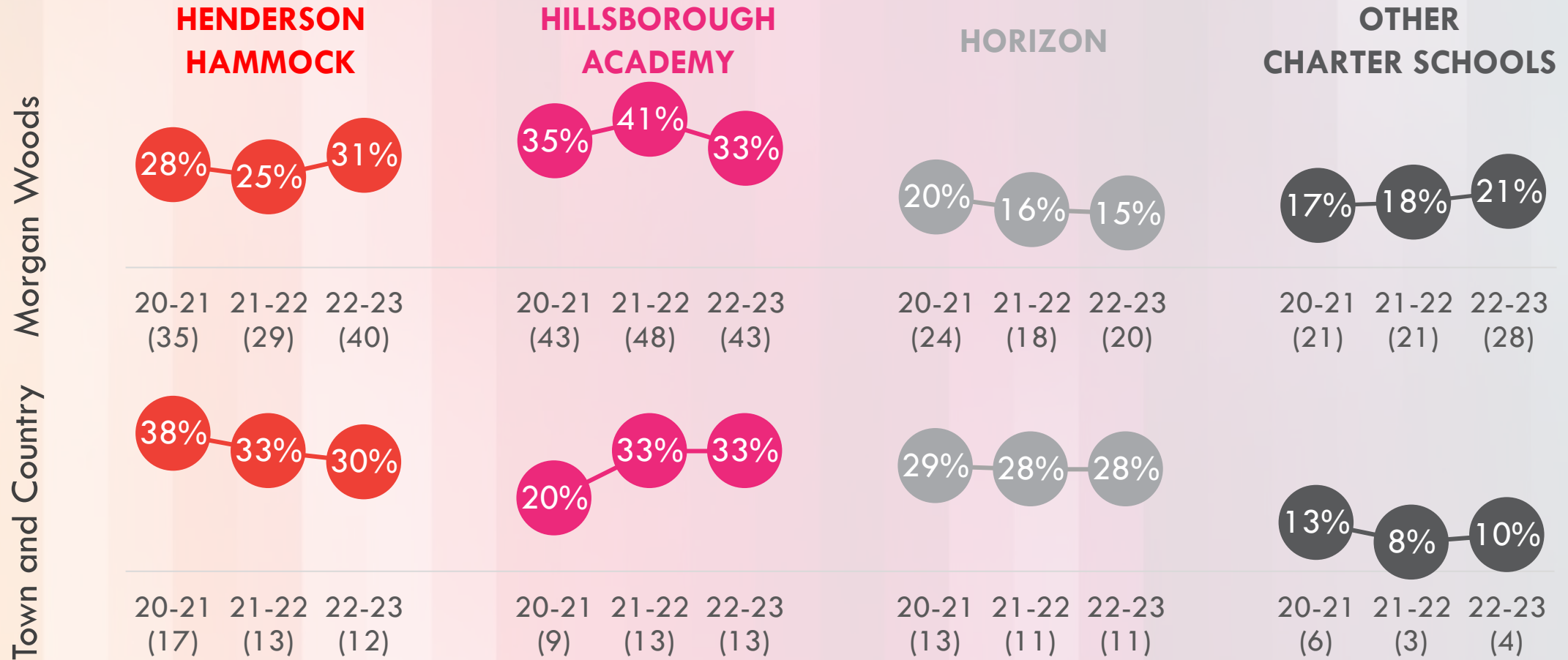


# 73% of students were enrolled for the full school year at both partner elementary schools — the percentage at Morgan Woods increased by 30%



2021-22 INCLUDES STUDENTS WITH AT LEAST 171 DAYS ENROLLED, WHEREAS PRIOR YEARS INCLUDE STUDENTS WITH AT LEAST 179 DAY ENROLLED.

Of students zoned for a partner school who attended a charter school instead, the enrollment distribution at each charter school remained consistent year-over-year

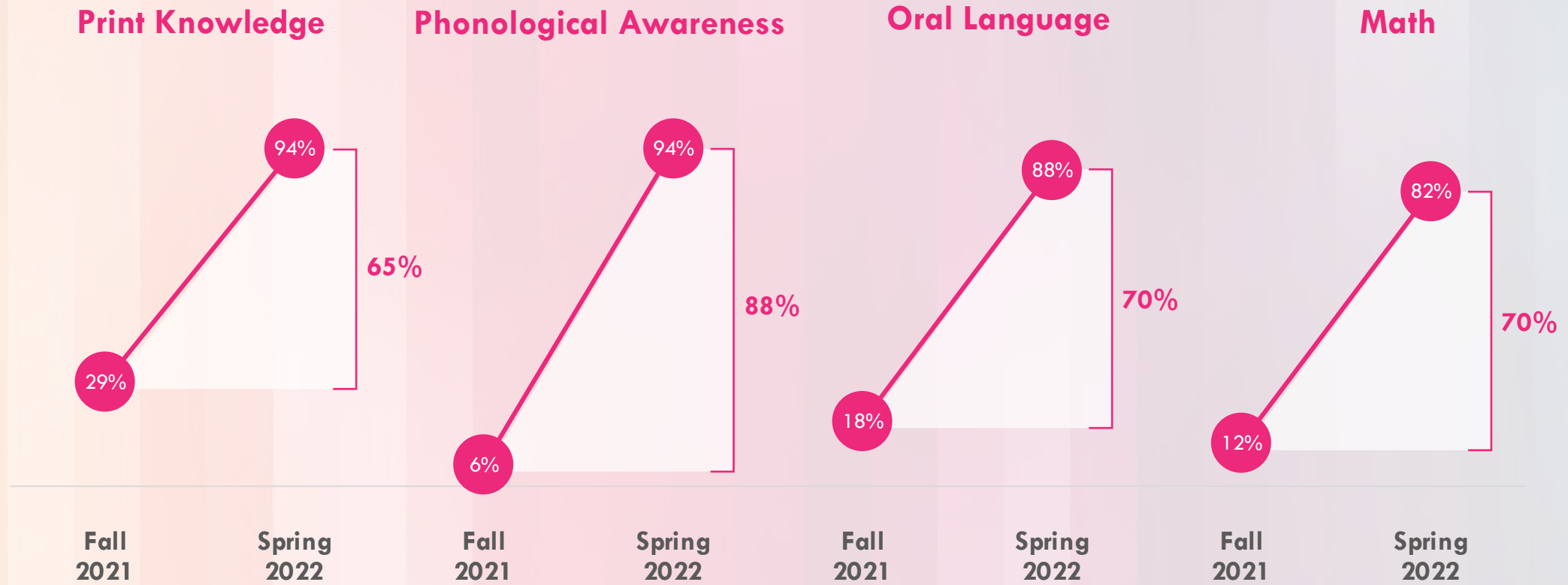


# Town and Country Elementary School



- Public **elementary school**
- Serves students **pre-K 3 through fifth grade**
- Had **376 total students** enrolled in fall 2022
- 95% of students were considered **economically disadvantaged**
- 93% of children were **students of color**

# 65% of Town and Country preschool students met or exceeded expectations on all four domains of the spring 2022 VPK assessment, with greatest growth in phonological awareness



THIS DATA INCLUDES STUDENTS WITH  $\geq 70\%$  ATTENDANCE AND BOTH FALL AND SPRING ASSESSMENT SCORES. HILLSBOROUGH COUNTY PUBLIC SCHOOLS PROVIDED ALL PUBLIC SCHOOL DATA. THE EARLY LEARNING COALITION OF HILLSBOROUGH COUNTY PROVIDED ALL PRIVATE SCHOOL DATA.



## The kindergarten readiness rate (STAR) increased for La Petite and Morgan Woods VPK, with more work to be done to reach our fall 2024 objective

	Fall 18	GWG STARTS Fall 19	Fall 20	Fall 21	Fall 22	Change from 2021 to 2022	Fall 2024 Objective
<b>Partners' Overall Readiness Rate (STAR)</b>							
Children's Nest Day School	–	75%	–	57%	38%	-19%	80%
La Petite Academy	–	54%	–	37%	63%	26%	80%
Rosa Valdez	–	–	–	–	18%	–	
Morgan Woods Elementary VPK	–	74%	54%	38%	56%	18%	80%
Town and Country Elementary VPK	–	–	8%	73%	38%	-35%	80%
Town and Country Elementary Head Start	–	48%	47%	100%	46%	-54%	80%
<b>Readiness Rate at Beginning of Year (STAR)</b>							
Morgan Woods Elementary		45%	54%	36%	18%	-18%	68%
Town and Country Elementary		47%	24%	47%	43%	-4%	59%

# Out-of-school time partner



- **Mission:** To enable all young people, especially those who need us the most, to reach their full potential as productive, responsible, caring citizens
- **Participating Clubs:** Sam & Laurice Hachem Foundation Club at Town and Country Park and Morgan Woods Boys & Girls Club
- **225 students** from Morgan Woods and Town and Country were registered in 2021-22, with an average attendance of 178

**65% of the 111 students at Morgan Woods who attended the Club during 2021-22 were present 80% or more of the school year**

Grade	Highly Engaged (≥144 days; 80%)	Engaged (108-143 days; 60-79%)	Active (36-107 days; 20-59%)	Low (0-35 days; <20%)	Total Registration	Average # Students in Attendance	Funded Slots	Funding Utilization
K	6	2	1	3	12	8	12	67%
FIRST	5	5	2	1	13	9	12	75%
SECOND	21	6	2	1	30	25	13	192%
THIRD	12	5	0	3	20	14	15	93%
FOURTH	13	1	2	1	17	15	14	107%
FIFTH	15	3	0	1	19	18	14	129%
<b>TOTAL</b>	72	22	7	10	111	89	80	111%
<b>% of Total Registration</b>	65%	20%	6%	9%	100%			

**Of the 114 students at Town and Country who attended the Club during 2021-22, 74% were present 80% or more of the school year.**

Grade	Highly Engaged (≥144 days; 80%)	Engaged (108-143 days; 60-79%)	Active (36-107 days; 20-59%)	Low (0-35 days; <20%)	Total Registration	Average # Students in Attendance	Funded Slots	Funding Utilization
K	6	0	1	2	9	6	20	30%
FIRST	22	2	2	1	27	22	20	110%
SECOND	17	5	2	1	25	18	20	90%
THIRD	11	3	0	3	17	12	20	60%
FOURTH	8	0	2	1	11	8	20	40%
FIFTH	20	4	0	1	25	23	20	115%
<b>TOTAL</b>	84	14	7	9	114	89	120	74%
<b>% of Total Registration</b>	74%	12%	6%	8%	100%			