



# Creating Educational Pathways for Student Success

Great We Grow | 2022-2023 Community Impact Report



**GREAT WE GROW**  
Southshore

# Children who are ready for school are ready for life.

Too many of our children are unprepared. Together, we must change that.

**90%**

of brain development occurs **before age 5.**

**4 in 10**

households in Hillsborough County don't earn enough to afford basic necessities.

**42%**

of children in Hillsborough County are **not ready for kindergarten today.**

**Ready for kindergarten = ready for life**

- ✓ Graduate from high school
- ✓ Earn higher incomes
- ✓ Healthier as adults

Sources: *Neuropsychology Review*, United for Alice 2023, Hillsborough County Public Schools, "The Life Cycle Benefits of an Influential Early Childhood Program" (2016)

# Changing how we work together to prepare children for lifelong success

Great We Grow is a collaboration that brings together families, preschools, elementary schools and community partners to break down silos and think differently about the educational journey. By working collectively to increase kindergarten readiness and improve elementary school transition, we'll ensure every student has the chance to succeed from day one — in the classroom and in life.



**GREAT WE GROW**  
Southshore

## Meet the partners



**Corr Elementary**

**165**

**PRESCHOOLERS SERVED**  
by partners in 2022-23  
(three through age 5)

# What success looks like by May 2026

Great We Grow Southshore began in 2020; benchmarks are from the 2019-20 school year

## A

### Increase Kindergarten Readiness

- All partners will meet the **state-mandated CLASS score** of 4.0, with a goal of 5.5 or higher.
- 90% of full-time and 70% of part-time 4-year-old VPK and PEEPS students at partner schools will score **at or above level** on the end-of-year STAR assessment.

## B

### Strengthen Educational Pathways to Kindergarten

- At least 60% of students from Corr's 4-year-old programs will **stay for kindergarten**.
- At least 35% of students entering kindergarten at Corr Elementary will **come from partner schools**.

## C

### Advance Student & School Achievement

- At least 50% of Corr Elementary kindergarten students will **score at or above level on the beginning-of-year STAR** assessment.
- At least 70% of Corr Elementary kindergarten students will **score at or above level on the end-of-year STAR** assessment.
- Improve Corr Elementary's third grade **FSA score** to 60%.
- Increase Corr Elementary's **school grade** from a C to an A.



# Our strategic road map



## Facilitate a community of practice that brings educators together:

- 3- and 4-year-old teachers
- Lead kindergarten teacher
- HCPS staff

## Support HCPS in Frog Street implementation

(integrated academic and behavioral curriculum with progress monitoring)

## Support CLASS and STAR Assessments

Host back-to-school and year-end events to recruit more partner school students

Engage teachers and families to discuss best school choices for child


**More children ready for kindergarten**

# 2022-23: Results summary



## Increasing Kindergarten Readiness

- Corr Elementary exceeded the **CLASS score** goal, receiving a 5.93. Kids R Kids received a 5.09.
- Although none of the Corr or Kids R Kids 4-year-old classes are meeting our objectives for **end-of-year STAR assessment** proficiency yet, they are well on their way, with Corr VPK nearly there.
- We found that **end-of-year STAR scores for 4-year-olds may not be aligned with beginning-of-year kindergarten data**. Only 36% of all Corr kindergarten students were ready for kindergarten. We are working to obtain data that demonstrates how all District students performed from the end of preschool to the start of kindergarten.



## Strengthening Educational Pathways

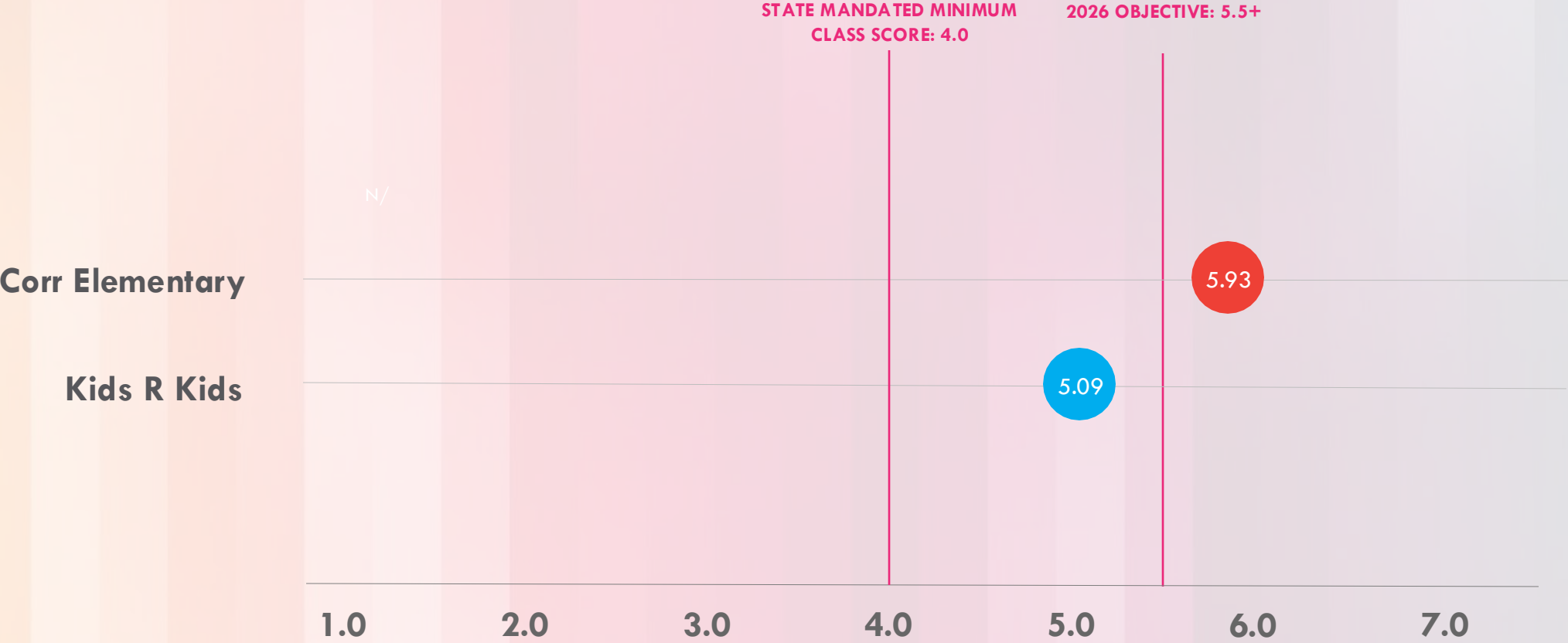
- Corr Elementary increased its **PEEPS graduates who stayed for kindergarten** from 60% in 2021-22 to 71% in 2022-23. **VPK graduates who stayed** decreased from 50% to 38%.
- Partner schools served 106 4-year-olds, but only 25 from both schools **stayed or went to Corr for kindergarten**.



## Advancing Student and School Achievement

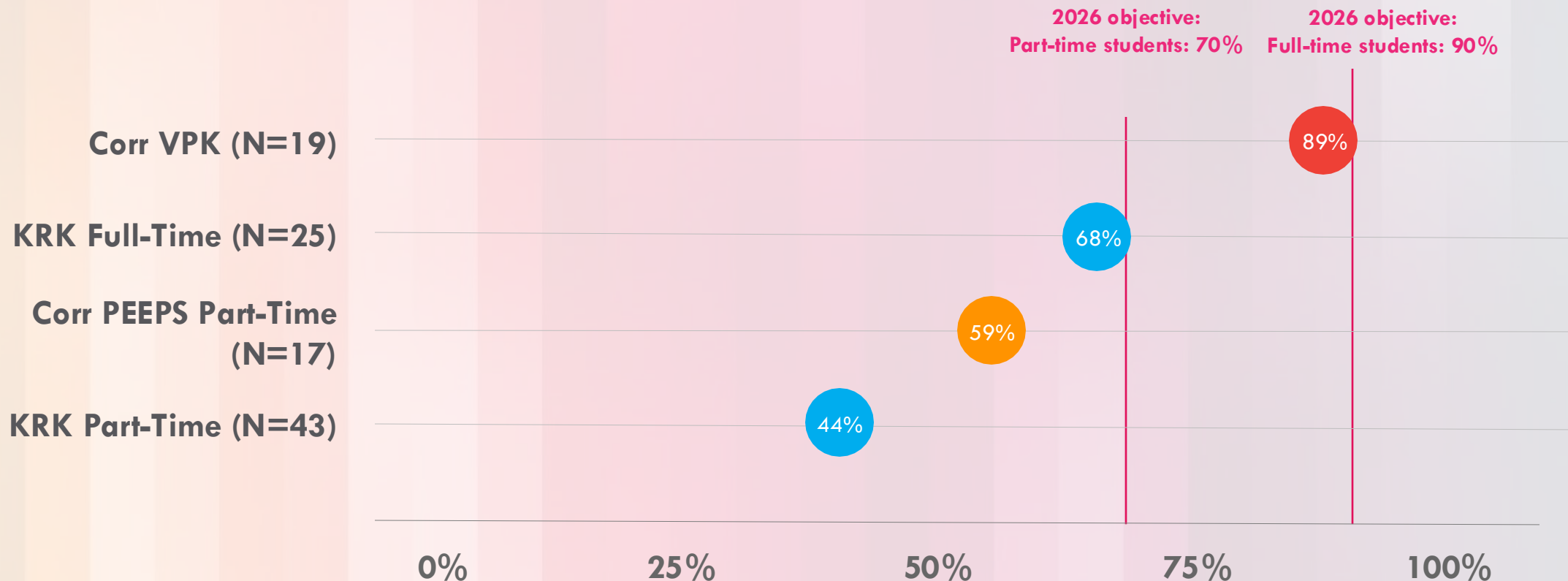
- Corr Elementary's **kindergarten proficiency** was 36% in the beginning of the year and 57% at the end of the year.
- Corr Elementary's **third grade FSA score** was 40%, compared to the entire district score of 46%.
- Corr Elementary's **school grade** decreased from a B in 2021-22 to a C for 2022-23.

# Corr Elementary exceeded our CLASS score objective of 5.50, while Kids R Kids fell slightly below






# Corr VPK had the highest percentage of 4-year-olds who met or exceeded expectations on the end-of-year STAR assessment



THIS CHART SHOWS STAR SCORES FOR 4-YEAR-OLD STUDENTS AT PARTNER SCHOOLS AT THE END OF THE 2022-23 SCHOOL YEAR. HILLSBOROUGH COUNTY PUBLIC SCHOOLS PROVIDED PUBLIC SCHOOL DATA. THE EARLY LEARNING COALITION OF HILLSBOROUGH COUNTY PROVIDED PRIVATE SCHOOL DATA.

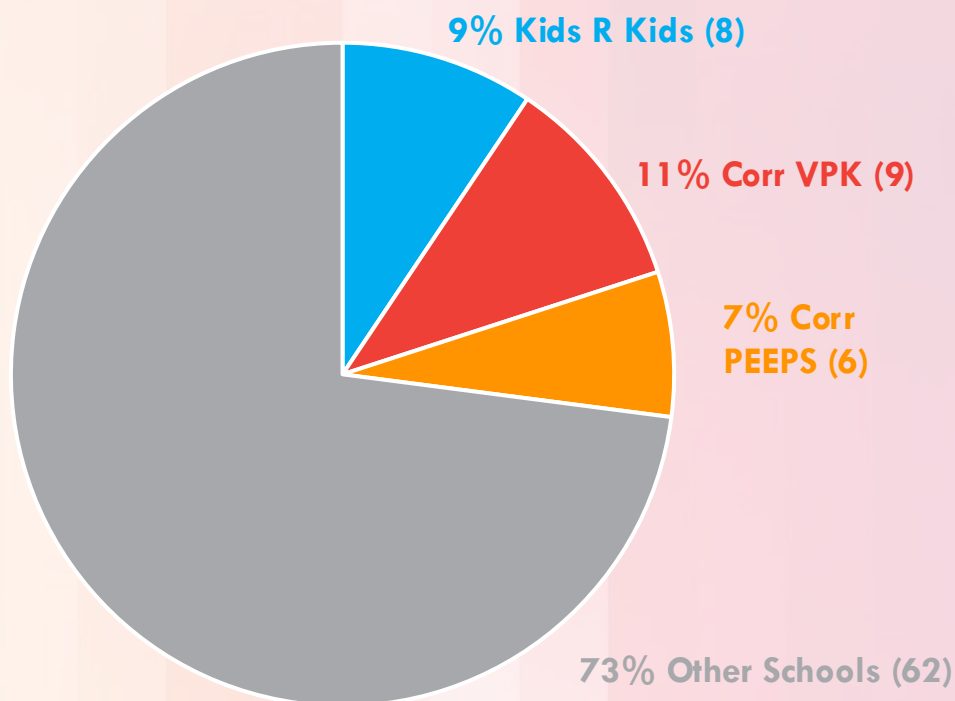
# More Corr PEEPs graduates stayed at Corr for kindergarten (71%) than Corr VPK graduates (38%)



# About 1 in 4 Corr kindergarten students came from partner schools in 2022-23, still below our objective of 35%

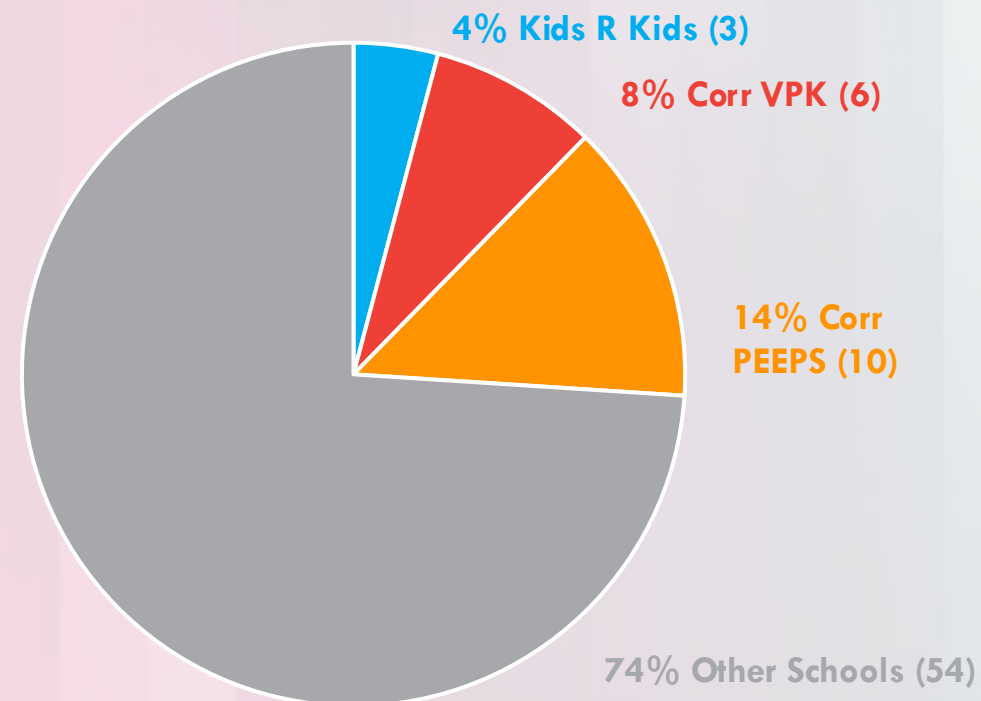
2021-22

27% of Kindergarten Students  
Came from Partner Schools

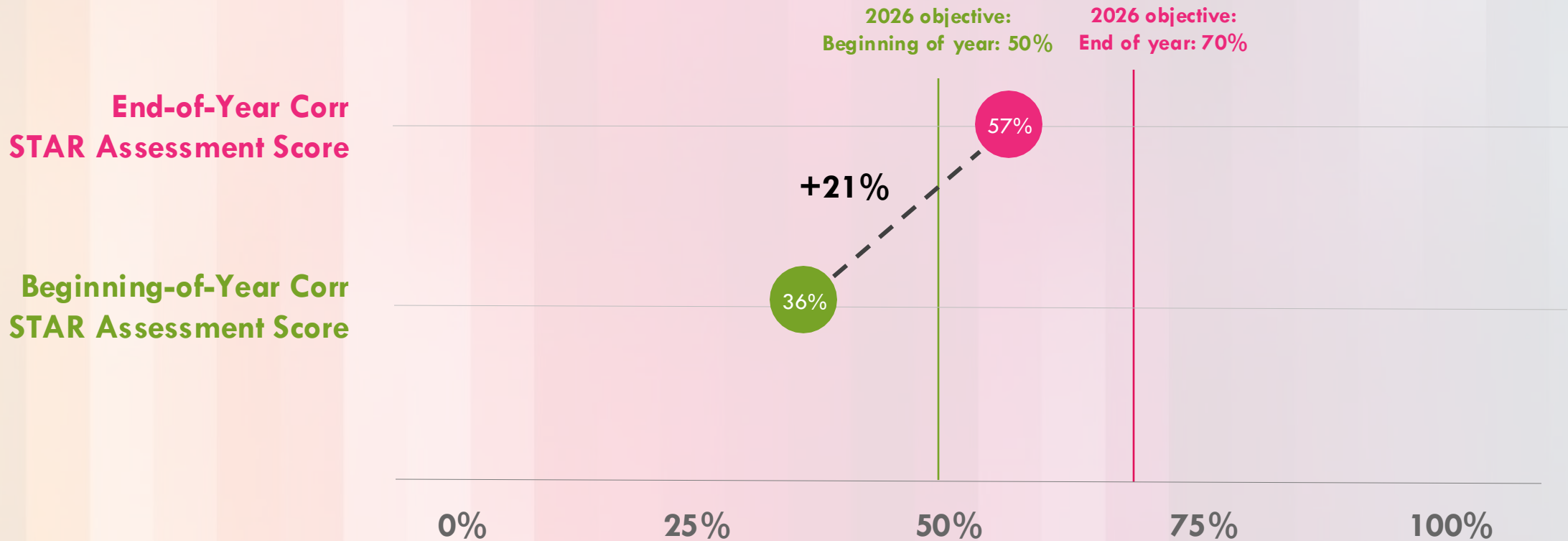


2022-23

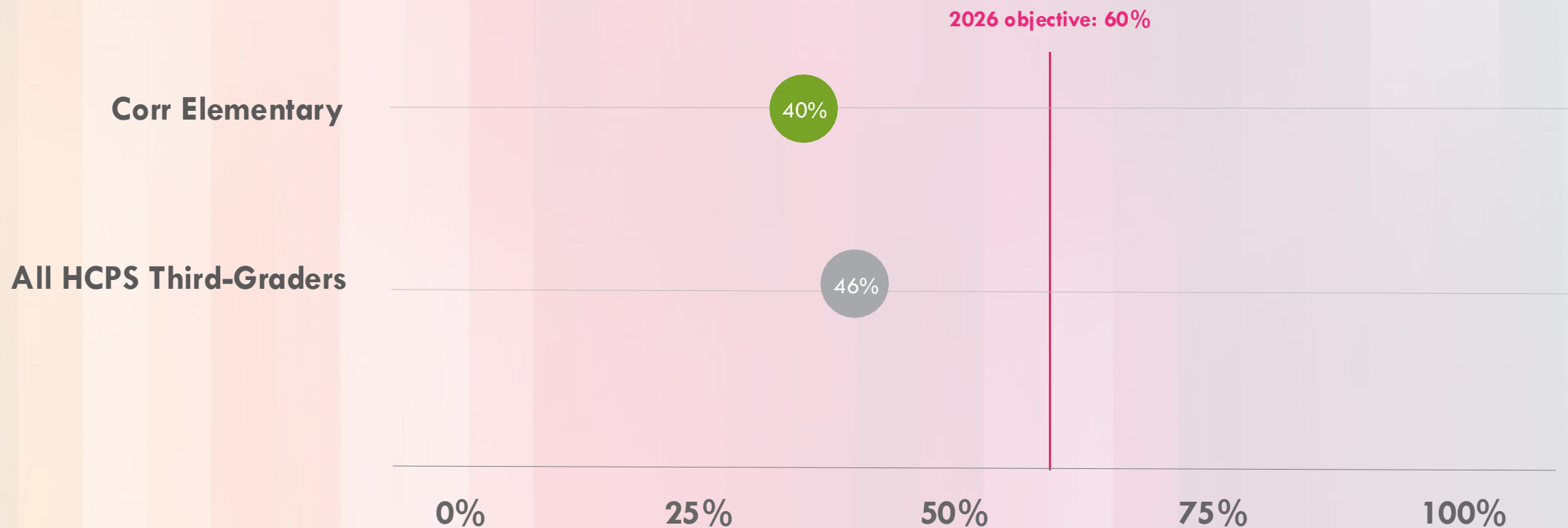
26% of Kindergarten Students  
Came from Partner Schools



**Although only 36% of Corr kindergarten students were ready for kindergarten, they showed a 21% gain by the year's end**



# Third-graders at Corr Elementary scored below the Hillsborough County average on the FSA in 2022-23



# Corr received a school grade of C for the 2022-23 school year, dropping one grade from the previous year

SCHOOL GRADES	2019-20	2020-21 (Great We Grow Begins)	2021-22	2022-23	GOAL
---------------	---------	-----------------------------------	---------	---------	------

Corr Elementary

C

No Grade  
(COVID)

B

C

A

# Performance dashboard

▲ Up or ▼ from previous year

☑ Already achieved 2026 objective



KEY PERFORMANCE INDICATOR	PROGRAM STARTS				Annual Change	2026 Objective
	19-20	20-21	21-22	22-23		
<b>IMPROVING KINDERGARTEN READINESS</b>						
<b>4-year-old CLASS Assessment Score</b>						
Corr Elementary	-	-	-	5.93	-	5.50 ☑
Kids R Kids	-	-	-	5.09	-	5.50
<b>4-year-old proficiency (end-of-year STAR)*</b>						
Corr VPK students	-	-	-	89%	-	90%
Corr PEEPS	-	-	-	59%	-	70%
Kids R Kids full-time students	-	-	-	68%	-	90%
Kids R Kids part-time students	-	-	-	44%	-	70%
<b>STRENGTHENING EDUCATIONAL PATHWAYS</b>						
Kindergarten stay rate for Corr Elementary	-	-	54%	53%	-1% ▼	60%
Partners' Kindergarten Enrollment Contribution at Corr	-	33%	27%	26%	-1% ▼	35%
<b>ADVANCING STUDENT &amp; SCHOOL ACHIEVEMENT</b>						
<b>Kindergarten Readiness Rate (Beginning-of-Year STAR)</b>						
Corr Elementary	53%	-	38%	36%	-2% ▼	50%
All kindergarteners in Hillsborough County	54%	52%	48%	50%	2% ▲	80%
<b>Kindergarten Proficiency at Corr (End-of-Year STAR)</b>						
	-	-	-	57%		70%
<b>Third Grade FSA</b>	COVID	35%	37%	40%	3% ▲	60%
<b>Corr Elementary School Grade</b>	COVID	C	B	C	1 grade ▼	A

\* Prior to 2022-23, schools used the VPK Assessment to assess proficiency. As of 2022-23, data is based on the STAR Assessment.

“

**Great We Grow Southshore has not only enhanced the preschool experience for our students; it has helped our teachers focus on the fundamental skills necessary for kindergarten success.**

— Kara Allen, director, Kids R Kids Southshore



For questions about  
Great We Grow in Southshore:

Sheff Crowder  
[Sheff@connfoundation.org](mailto:Sheff@connfoundation.org)  
813-758-9403







# Glossary

# Glossary: General terms


- **Achievement:** The percentage of students performing at or above the standard for their age or grade level
- **Economically disadvantaged:** Students who are eligible for free or reduced-price meals under the National School Lunch and Child Nutrition Program
- **Gains:** Students who show one year's worth of growth based on standardized academic assessments for their grade level
- **Kindergarten readiness:** Percent of students demonstrating readiness for kindergarten based on state (STAR) assessments
- **Stability:** The number of students who start and complete an academic year at the same school
- **Stay rate:** The percentage of students from a certain school boundary who attended on a given date (neighborhood, public choice or charter schools)



# Glossary: Assessments



- **CLASS:** An observational tool used to evaluate teachers working with children from infancy through age 5 to assess school readiness
- **4-year-old STAR:** The state-mandated assessment that evaluates readiness for all children in private preschools and public schools
- **Kindergarten STAR:** The state-mandated assessment that evaluates kindergarten readiness for all children entering public schools



# Glossary

## ACRONYMS

- **N=**: Total number of students

## PRESCHOOL PROGRAMS

- **PEEPS** (Pre-Kindergarten Exceptional Education Preschool Services): Provides educational opportunities for children ages 3 to 5 who have special needs
- **VPK** (Voluntary Pre-Kindergarten): Free, state-funded pre-kindergarten program for 4 and 5-year-olds who reside in Florida; families must choose a half-day program for the school year or a full-day program for the summer



# Understanding school grades

- **Seven components** determine an elementary school's grade based on third- through fifth-grader performance (science achievement is only included for fifth grade).
- Schools can receive a **maximum of 100 points** for each component.
- The **percent of students who meet the criteria for each component** equals the number of points received for that component.
- To **calculate a school's grade percentage**, add all the points received for each component together and then divide that number by 7.

