



Creating Educational Pathways for Student Success

Great We Grow | 2023-2024 Community Impact Report



GREAT WE GROW
Town and Country

Children who are ready for school are ready for life.

Too many of our children are unprepared. Together, we must change that.

90%

of brain development occurs **before age 5.**

4 in 10

households in Hillsborough County don't earn enough to afford basic necessities.

48%

of children in Hillsborough County are **not ready for kindergarten today.**

Ready for kindergarten = ready for life

- ✓ Graduate from high school
- ✓ Earn higher incomes
- ✓ Healthier as adults

Sources: *Neuropsychology Review*, United for Alice 2023, Hillsborough County Public Schools, "The Life Cycle Benefits of an Influential Early Childhood Program" (2016)

Changing how we work together to prepare children for lifelong success

Great We Grow is a collaboration that brings together families, preschools, elementary schools and community partners to break down silos and think differently about the educational journey. By working collectively to increase kindergarten readiness and improve elementary school transition, we'll ensure every student has the chance to succeed from day one — in the classroom and in life.



Meet the partners



83

4-YEAR-OLDS SERVED
by preschool partners
in 2023-24

119

KINDERGARTEN SPOTS
available at partner
elementary schools in 2023-24

918

TOTAL STUDENTS SERVED
by Morgan Woods and Town
and Country in 2023-24

68%

KINDERGARTEN SPOTS
available that could come
from partner preschools

What success looks like by May 2026



Engage More Caregivers

- Large increases in perceived knowledge
- 70% increase in perceived behavior changes



Improve Kindergarten Readiness

- **Minimum CLASS score of 5.5**
- **4-year-old EOY STAR achievement before entering kindergarten (70% VPK/Head Start; 30% PEEPS)**
- **55% learning gains for VPK**
- **60% excellent and 100% above performance designation of VPK providers**



Strengthen Educational Pathways

- 80% kindergarten stay rate for 4-year-olds
- Enrollment contribution of partner preschools (Morgan Woods 30%; Town and Country 60%)



Advance Student and School Achievement

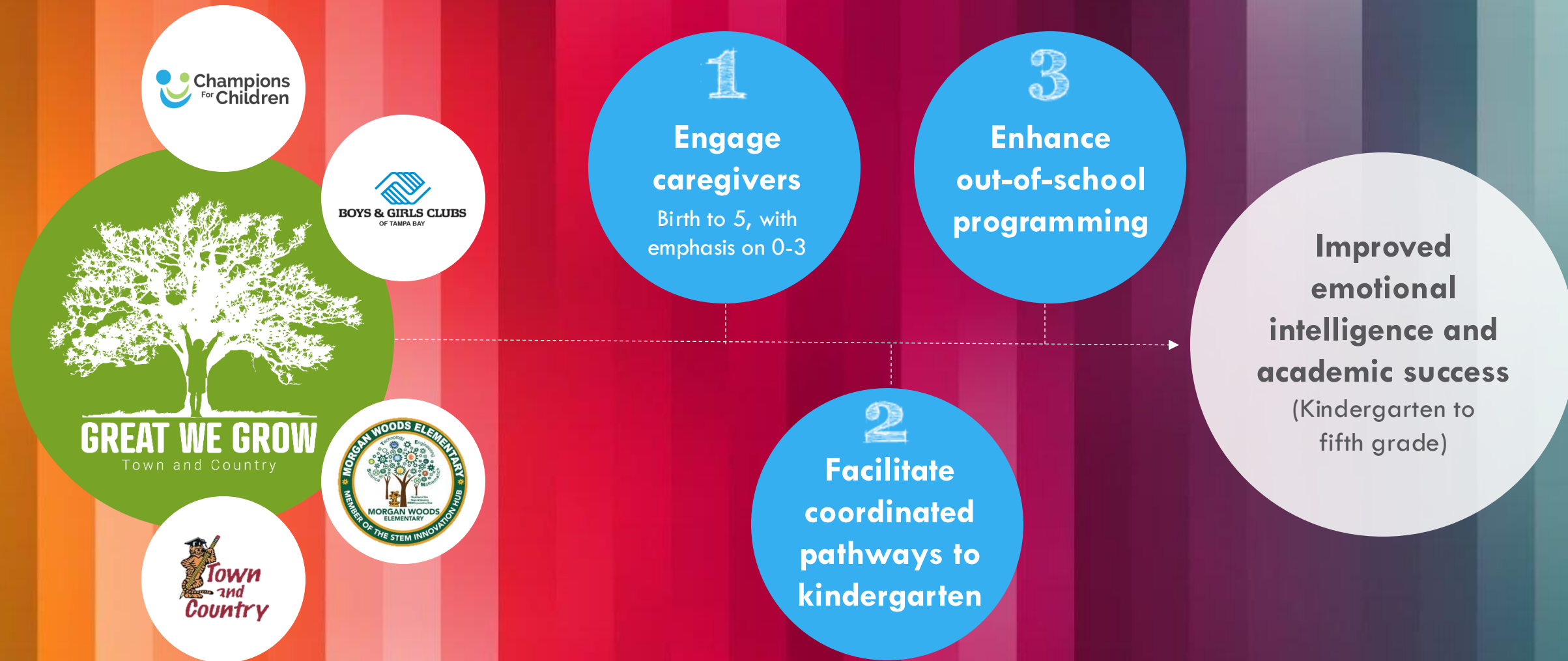
- BOY STAR achievement for new kindergarteners (50%)
- EOY STAR achievement for kindergartners (50%)
- EOY ELA for third-graders (40%)
- School grade: B



Enhance Out-of-School Programming

- Boys & Girls Club annual survey responses: *adult connections, sense of belonging, expectations, and perceived opportunities (90%)*

Our strategic roadmap



Results summary for 2023-24

Engage More Caregivers

- Caregivers showed large increases in all five focus areas of **child development knowledge**.
- 56% of caregivers reported significant increases in **positive behavioral changes**. (Goal = 70%)

Improve Kindergarten Readiness

- Morgan Woods achieved a **CLASS score** of 5.58, exceeding our 5.50 goal. Town and Country VPK fell short with 4.74.
- 35% of 4-year-olds met or exceeded the achievement score on the **end-of-year STAR assessments**, with 2 of 5 classrooms meeting our objectives (70% VPK/Head Start; 30% PEEPS).
- 37% of partner VPK students achieved a **learning gain** score of 55%+.
- 50% of providers achieved an excellent **performance designation** per state accountability requirements. (Goal = 60%; 100% “above”)

Strengthen Educational Pathways

- The **4-year-old stay rate** decreased 20% at Morgan Woods and 6% at Town and Country, both below our 80% objective.
- The **kindergarten enrollment contribution rate** from partners was down at both schools and is still falling short of program objectives.

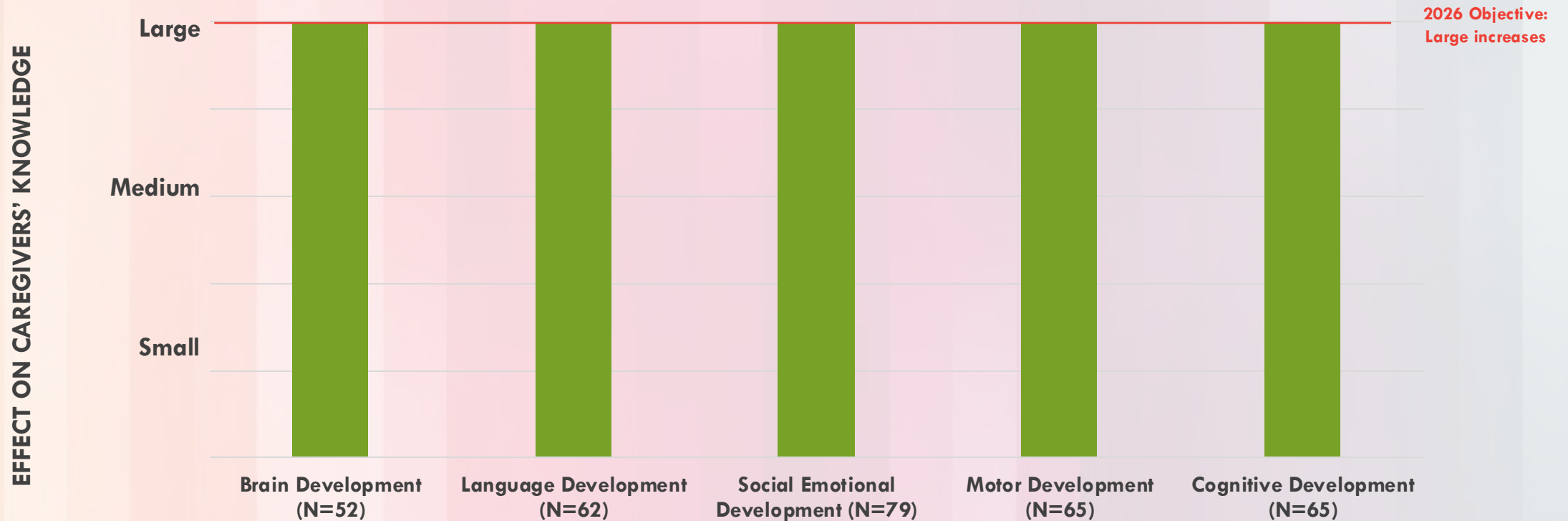
Advance Student and School Achievement

- 26% of kindergarteners at Morgan Woods and 23% at Town and Country met or exceeded the achievement score on the **beginning-of year STAR assessment**. (Goal 50%)
- The percentage of students who met or exceeded the achievement score on the **end-of-year STAR** increased at both schools, with Town & Country already meeting our 50% objective.
- Third-grade achievement in ELA was up at both schools year-over-year, with both meeting our 40% objective.
- Morgan Woods and Town and Country maintained a C for their **school grades**. (Goal = B)

Enhance Out-of-School Programming

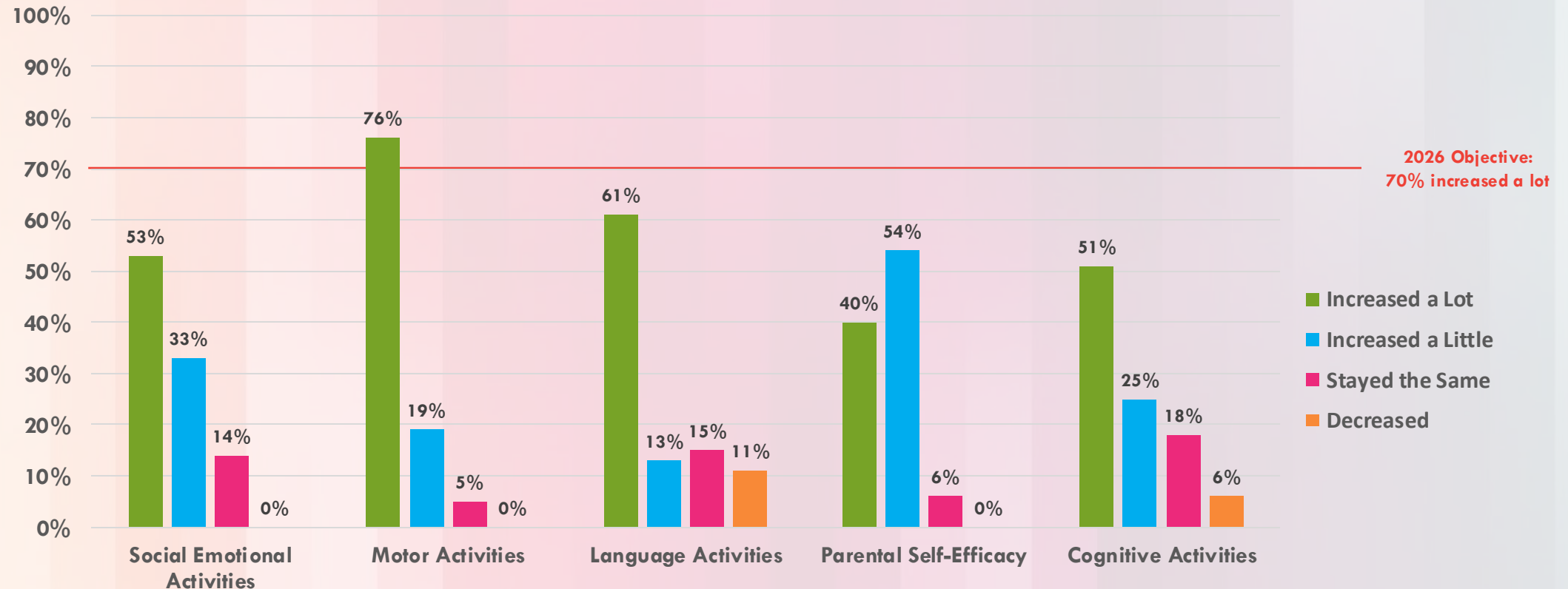
- Boys & Girls Club kids reported an **optimal response for adult connections** at Morgan Woods (81%) and Town and Country (63%), with more work to be done to achieve our 90% objectives.

Caregivers reported large increases in knowledge in all five child development focus areas



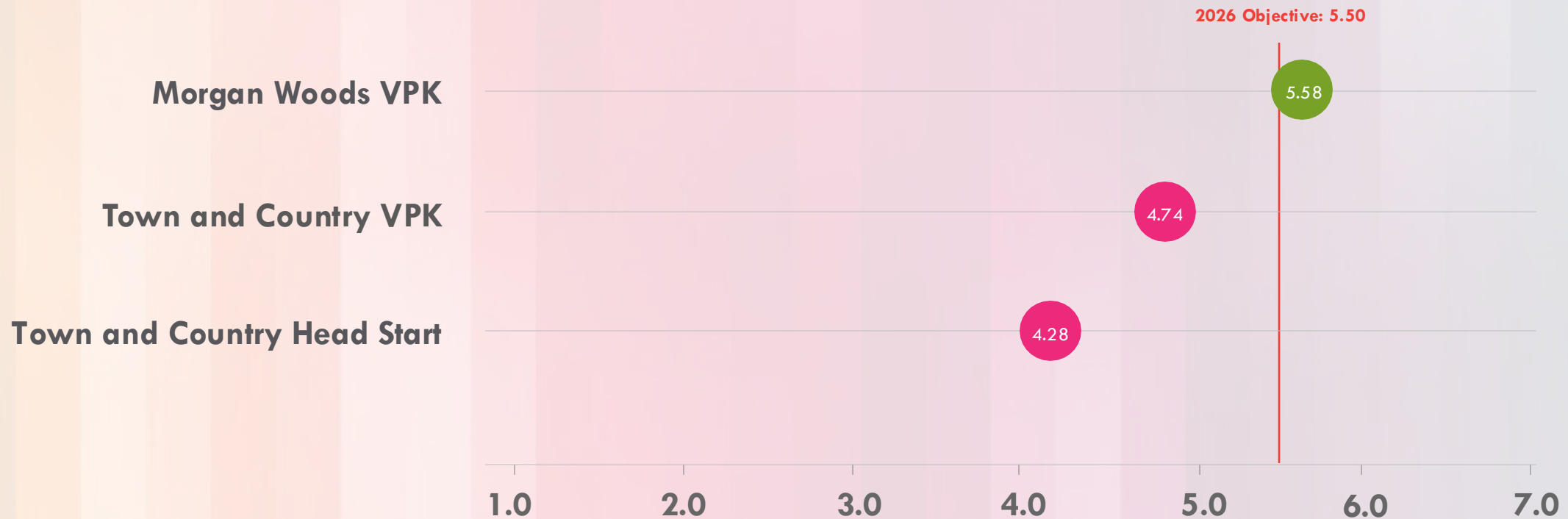
THIS CHART REFLECTS RESULTS FROM PRE- AND POST-SURVEYS COMPLETED BY PARTICIPATING CAREGIVERS AFTER EACH WHAT YOU DO MATTERS CLASS IN FIVE AREAS FROM AUGUST 2023 THROUGH JULY 2024. RESPONSES REFLECT CAREGIVERS WHO PARTICIPATED WITH CHAMPIONS FOR CHILDREN.

After What You Do Matters, 56% of caregivers reported significant increases in positive behavioral changes



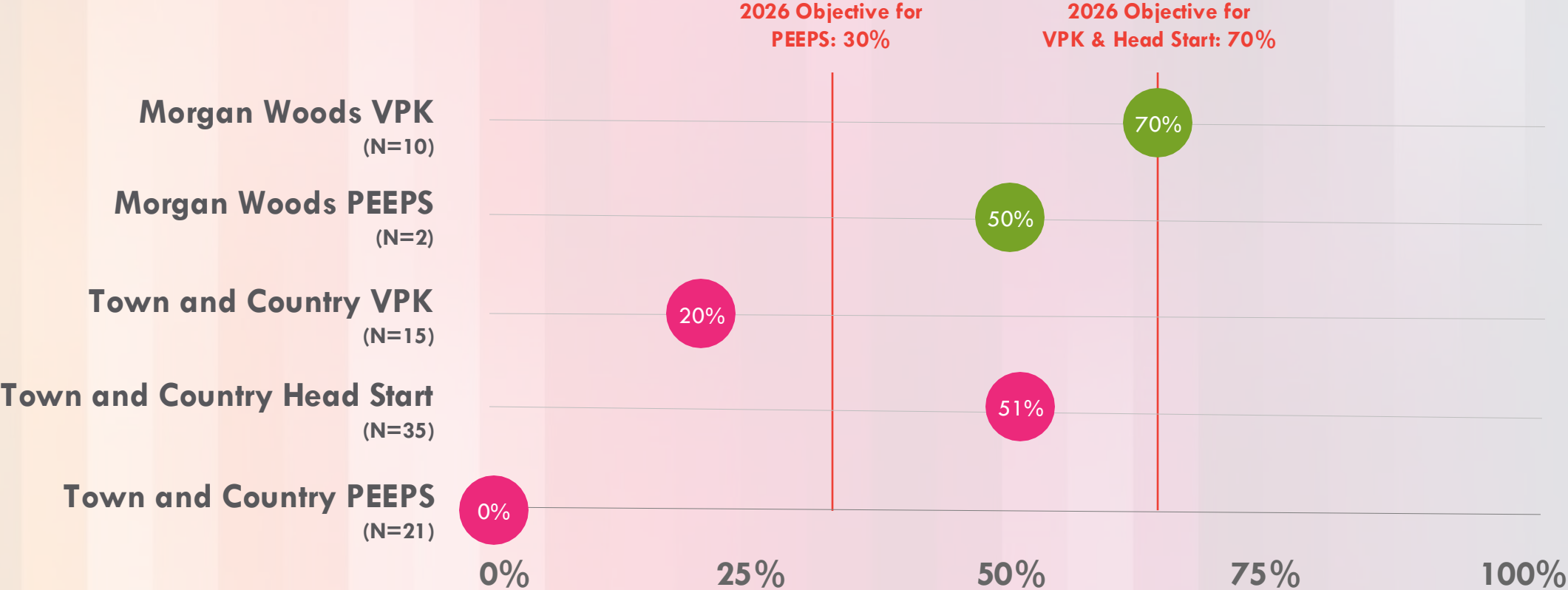
THIS CHART REFLECTS RESULTS FROM PRE- AND POST-SURVEYS COMPLETED BY CAREGIVERS WHO PARTICIPATED IN WHAT YOU DO MATTERS, FIELDIED BETWEEN AUGUST 2023 THROUGH JULY 2024. RESPONSES RELFECT CAREGIVERS WHO PARTICIPATED WITH CHAMPIONS FOR CHILDREN. THE TOTAL NUMBER OF CAREGIVERS THAT RESPONDED WAS 32.

Morgan Woods VPK achieved a CLASS score of 5.58 for 2023-24, exceeding our program objective



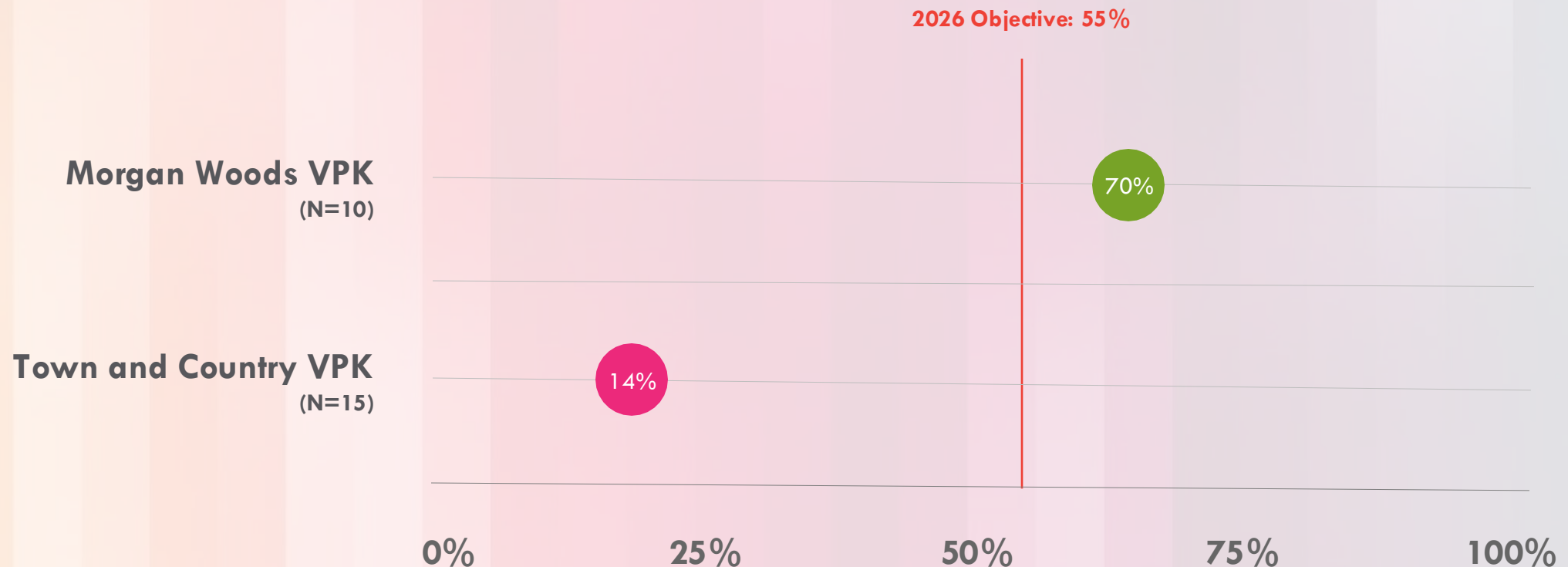
CLASS OBSERVATIONS WERE COMPLETED AT PARTNER SCHOOLS DURING THE 2023-24 SCHOOL YEAR.

35% of 4-year-olds met or exceeded the achievement score on the end-of-year STAR assessment



THIS CHART SHOWS 4-YEAR-OLD STAR ACHIEVEMENT SCORES AT THE END OF THE 2023-24 SCHOOL YEAR. THE ACHIEVEMENT SCORE WAS 707 FOR VPK, 635 FOR HEAD START AND 635 FOR PEEPS.

37% of partners achieved a learning gains score of 55% or higher on the end-of-year STAR assessment



THIS CHART SHOWS 4-YEAR-OLD LEARNING GAINS BASED ON STAR DATA FOR THE 23-24 SCHOOL YEAR.
HS STANDS FOR HEAD START.

Half of providers achieved an excellent performance designation per state accountability requirements

2026 Objective: 60%
excellent; 100% above

VPK Class	Performance Points Earned	Performance Designation	2026 Objective
Morgan Woods	65	Excellent 	Excellent
Town and Country	18	Below	Excellent

Performance Designation Scoring Key

- 100-61: Excellent
- 60-46: Above Expectations
- 45-28: Meets Expectations
- 27-16: Below Expectations
- 15-0: Unsatisfactory

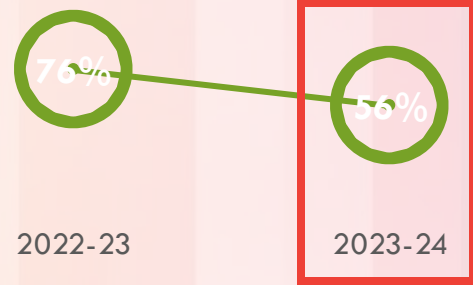


Indicates meeting
2026 objective


The 4-year-old stay rate decreased 20% at Morgan Woods and 6% at Town and Country from the last school year

2026 Objective: 80%

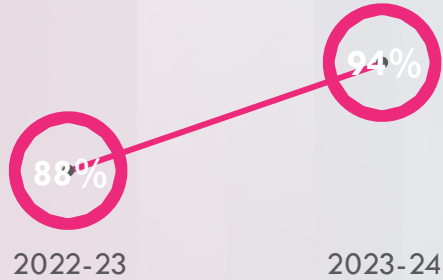
TOTAL MORGAN WOODS



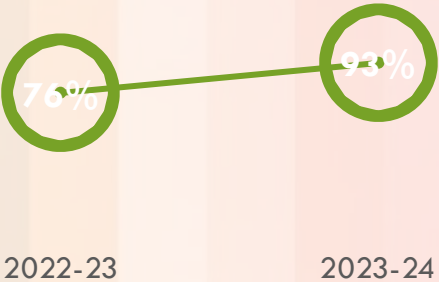
TOTAL T&C



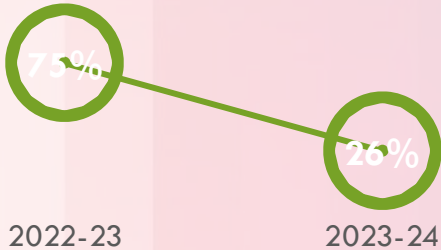
T&C VPK




MW VPK



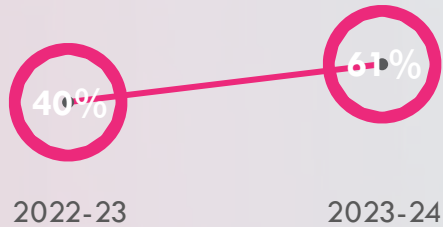
MW Cornerstone



T&C Head Start

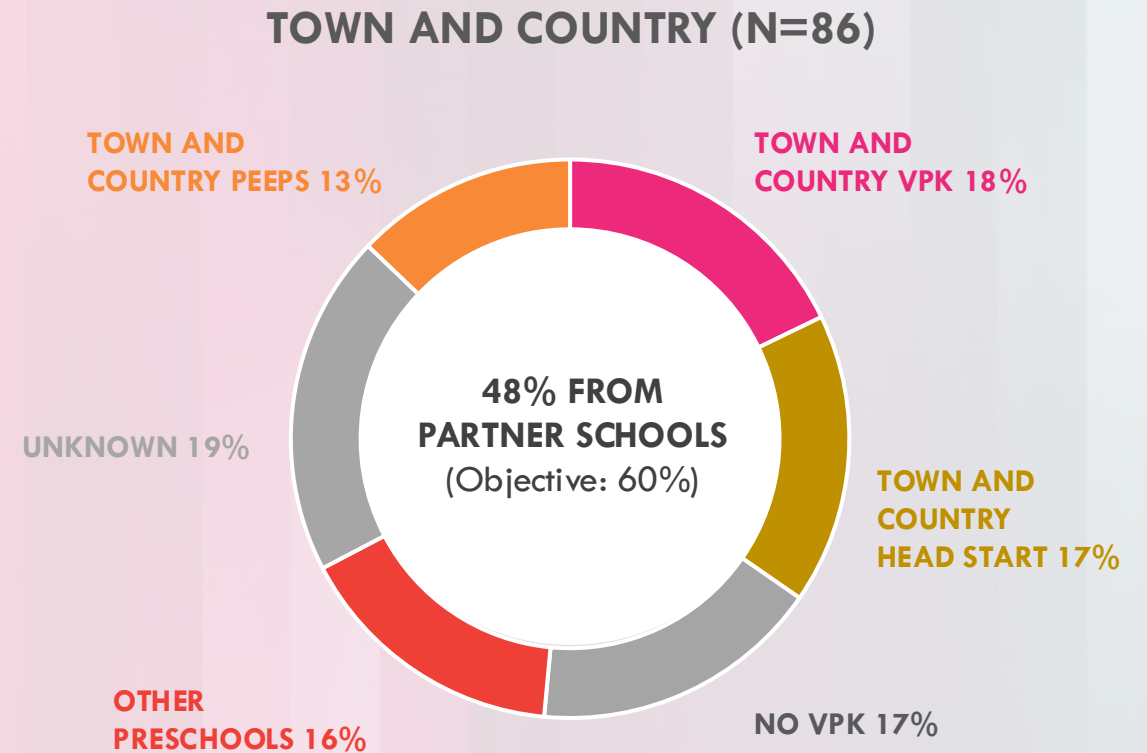
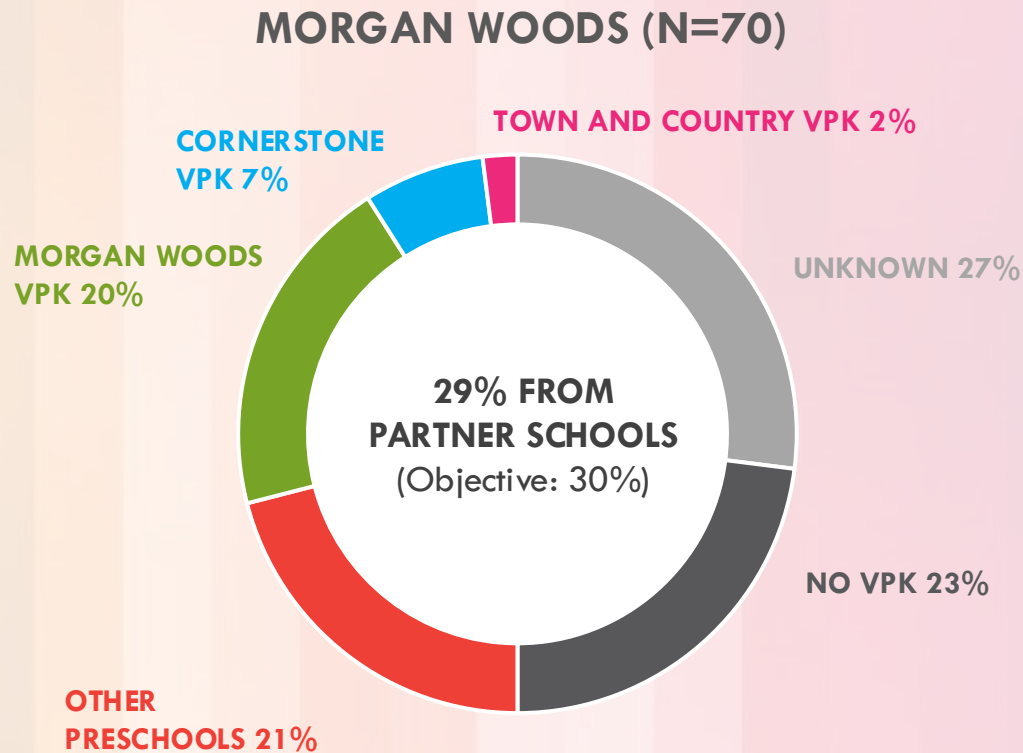


T&C PEEPS




THESE CHARTS SHOW THE PERCENTAGE OF STUDENTS WHO ATTENDED PRESCHOOL AT MORGAN WOODS OR TOWN AND COUNTRY IN 2022-23 AND STAYED FOR KINDERGARTEN IN 2023-24. PLEASE REFER TO THE GLOSSARY IN THE APPENDIX FOR MORE INFORMATION ON ACRONYMS AND PROGRAM DEFINITIONS.

The kindergarten enrollment contribution was down at Morgan Woods and Town and Country from last school year



THIS CHART REFLECTS WHERE STUDENTS WHO ENTERED KINDERGARTEN IN 2023-24 ATTENDED PRESCHOOL THE PRIOR YEAR.

Kindergarteners saw learning gains on STAR scores, with Town & Country meeting our 2026 objective

School	Beginning-of-Year STAR 2023-24	2026 Objective	End-of-Year STAR 2023-24	2026 Objective
Morgan Woods	26%	50%	29%	50%
Town and Country	23%	50%	50%	50% 
Hillsborough County Public Schools Average	52%	-	-	-



Indicates meeting
2026 objective

Third graders are meeting our achievement score goal for end-of-year STAR and saw year-over-year gains

End-of-Year Third Grade Proficiency (FSA)	2022-23	2023-24	2026 Objective
Morgan Woods	23%	43% ▲ <input checked="" type="checkbox"/>	40%
Town and Country	29%	50% ▲ <input checked="" type="checkbox"/>	40%
Hillsborough County Public Schools Average	46%	51%	-



Indicates increase from previous year



Indicates meeting 2026 objective

Morgan Woods and Town and Country maintained their school grades from the previous year

SCHOOL GRADES	2022-23	2023-24	Goal
Morgan Woods	C	C	B
Town and Country	C	C	B

Boys & Girls Club kids reported a strong response for adult connections at Morgan Woods and Town and Country

Key Domain	Club Kids from Morgan Woods	Club Kids from Town & Country	2026 Objective
Adult Connections	81%	63%	90%
Sense of Belonging	65%	56%	90%
Expectations	87%	78%	90%
Opportunities	80%	63%	90%

Results DASHBOARD

KEY PERFORMANCE INDICATOR	22-23	23-24	Annual Change	2026 Objective
ENGAGE MORE CAREGIVERS				
Improve Knowledge on What You Do Matters Survey				
Brain Development	Medium	Large	Up ▲	Large <input checked="" type="checkbox"/>
Cognitive Development	Medium	Large	Up ▲	Large <input checked="" type="checkbox"/>
Language Development	Large	Large	-	Large <input checked="" type="checkbox"/>
Motor Development	Large	Large	-	Large <input checked="" type="checkbox"/>
Social Development	Medium	Large	Up ▲	Large <input checked="" type="checkbox"/>
Improve Behavior (Increase A Lot)	55%	56%	1% ▲	70%
IMPROVE KINDERGARTEN READINESS				
4-Year-Old CLASS Assessment				
Morgan Woods VPK	5.44	5.58	0.14 ▲	5.5 <input checked="" type="checkbox"/>
Town and Country VPK	4.96	4.74	-0.22 ▼	5.5
Town and Country Head Start	4.00	4.28	0.28 ▲	5.5
4-Year-Old End-of-Year Achievement Score (STAR)				
Morgan Woods VPK	53%	70%	17% ▲	70% <input checked="" type="checkbox"/>
Morgan Woods PEEPS	-	50%	-	
Town and Country VPK	75%	20%	-55% ▼	70%
Town and Country Head Start	72%	51%	-21% ▼	70%
Town and Country PEEPS	27%	0%	-27% ▼	30%
4-Year-Old Learning Gains (STAR)				
Morgan Woods VPK	93%	70%	-23% ▼	55%
Town and Country VPK	63%	14%	-49% ▼	55%
VPK Performance Designation				
Morgan Woods VPK	Above	Excellent	Up ▲	Excellent <input checked="" type="checkbox"/>
Town and Country VPK	Meets	Below	Down ▼	Excellent



GREAT WE GROW
Town and Country

▲ Up or ▼ from previous year

☒ Already achieved 2026 objective

KEY PERFORMANCE INDICATOR	22-23	23-24	Annual Change	2026 Objective
STRENGTHEN EDUCATIONAL PATHWAYS				
Kindergarten Stay Rate				
Morgan Woods Elementary	76%	56%	-20% ▼	30% <input checked="" type="checkbox"/>
Town and Country Elementary	70%	64%	-6% ▼	60% <input checked="" type="checkbox"/>
Kindergarten Enrollment Contribution from Preschool Partners				
Morgan Woods Elementary	40%	29%	-11% ▼	75%
Town and Country Elementary	64%	48%	-16% ▼	80%
ADVANCE STUDENT & SCHOOL ACHIEVEMENT				
Kindergarteners at or Above Level on BOY STAR Assessment				
Morgan Woods	21%	26%	5% ▲	40%
Town & Country	35%	23%	-12% ▼	50%
Hillsborough County Public Schools Average	56%	52%	-4% ▼	80%
Kindergarteners at or Above Level on EOY STAR Assessment				
Morgan Woods	28%	29%	1% ▲	40%
Town & Country	48%	50%	2% ▲	50% <input checked="" type="checkbox"/>
Third Graders at or Above Level on EOY ELA				
Morgan Woods	23%	43%	20% ▲	40% <input checked="" type="checkbox"/>
Town & Country	29%	50%	21% ▲	40% <input checked="" type="checkbox"/>
Hillsborough County Public Schools Average	46%	51%	5% ▲	-
School Grades				
Morgan Woods	C	C	-	B
Town & Country	C	C	-	B
ENHANCE OUT-OF-SCHOOL PROGRAMMING				
Boys & Girls Club kids reporting an optimal response on annual survey				
<u>Morgan Woods</u>				
Adult Connections	89%	81%	-8% ▼	90%
Sense of Belonging	74%	65%	-9% ▼	90%
Expectations	84%	87%	3% ▲	90%
Opportunities	86%	80%	-6% ▼	90%
<u>Town and Country</u>				
Adult Connections	69%	63%	-6% ▼	90%
Sense of Belonging	70%	56%	-14% ▼	90%
Expectations	69%	78%	9% ▲	90%
Opportunities	54%	63%	9% ▲	90%



▲ Up or ▼ from previous year

☒ Already achieved 2026 objective

The plan forward

Engage More Caregivers

- Work with elementary schools to **recruit more caregivers to participate in Champions for Children programs** as a feeder to preschool partners.
- Focus **caregiver marketing** on school families.

Improve Kindergarten Readiness

- Continue a **facilitated community of practice** that brings partners together, including public 3 & 4-year-old teachers, a lead kindergarten teacher from both elementary schools and district staff.
- Provide additional resources in partnership with the Early Learning Coalition to **support CLASS observations and STAR assessments for 4-year-olds**.
- Continue support of the **Frog Street curriculum and new progress monitoring system (Cognitive Toy Box)**.

Strengthen Educational Pathways

- Ensure preschool teachers encourage parents to **keep their children at partner schools** for kindergarten.

Advance Student and School Achievement

- Work with school leaders and teachers to improve **end-of-year results** for kindergarten and third grade assessments as well as **school grades**.

Enhance Out-of-School Programming

- Encourage Boys & Girls Clubs to focus on improving academic support for and integration with **out-of-school programming**.

66

This program is so important to help us prepare our children for school and life. It's having a significant, positive impact in Town and Country. We must continue working together to promote it and achieve all its objectives for student and school success.

— Annette, parent

99



**For questions about Great We Grow in
Town and Country:**

Sheff Crowder
Sheff@connfoundation.org
813-758-9403

Glossary

Glossary

GENERAL TERMS

- **Achievement:** The percentage of students performing at or above the standard for their age or grade level
- **Economically disadvantaged:** Students who are eligible for free or reduced-price meals under the National School Lunch and Child Nutrition Program
- **Learning gains:** Students who show one year's worth of growth based on standardized academic assessments for their grade level
- **Kindergarten readiness:** Percent of students demonstrating readiness for kindergarten based on state assessments (STAR)
- **Out-of-school time:** Care provided to children after school and during the summer while caregivers are at work
- **Stability:** The number of students who start and complete an academic year at the same school
- **Stay rate:** The percentage of students from a certain school boundary who attended on a given date (neighborhood, public choice or charter schools)
- **What You Do Matters:** Free, six-week educational playgroup for children from birth to age 5 and their caregivers



Glossary

ASSESSMENTS

- **4-year-old STAR:** The state-mandated assessment that evaluates readiness for all VPK children in private preschools and public schools
- **Kindergarten STAR:** The state-mandated assessment that evaluates kindergarten readiness for all children entering public schools
- **CLASS:** An observational tool used to measure the quality of the interactions teachers have with children which impact learning and development from infancy through age 5 to assess school readiness

