



Preparing Children for Kindergarten and Life

Great We Grow | 2023-2024 Community Impact Report



GREAT WE GROW
Tampa Preschool Partnership

Children who are ready for school are ready for life.

Too many of our children are unprepared. Together, we must change that.

90%

of brain development occurs **before age 5.**

4 in 10

households in Hillsborough County **don't earn enough** to afford basic necessities.

48%

of children in Hillsborough County are **not ready for kindergarten today.**

Ready for kindergarten = ready for life

- ✓ Graduate from high school
- ✓ Earn higher incomes
- ✓ Healthier as adults

Sources: *Neuropsychology Review*, United for Alice 2023, Hillsborough County Public Schools, "The Life Cycle Benefits of an Influential Early Childhood Program" (2016)

Working together to prepare children for lifelong success

The Tampa Preschool Partnership brings together early education center leaders to better educate and advocate for Tampa's youngest children and their families. By sharing resources and expertise across the community, we work collectively to **increase kindergarten readiness and improve kindergarten transition**, so every child has the chance to succeed from day one — in the classroom and in life.



GREAT WE GROW
Tampa Preschool Partnership

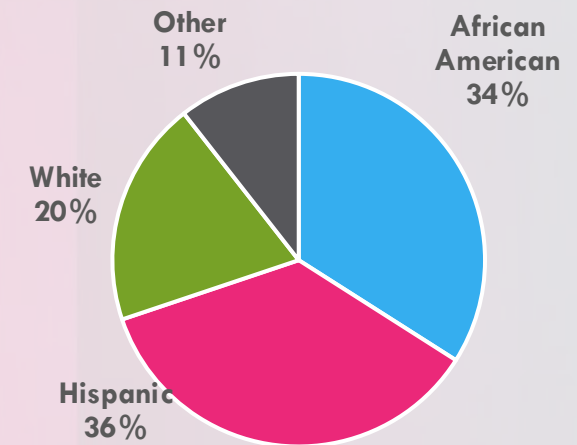
Meet the partners



386

PRESCHOOLERS SERVED
by partners in 2023-24
(infants through age 5)

STUDENT RACE & ETHNICITY



What success looks like by May 2026



Improve the Quality of Early Learning Providers

- Minimum **CLASS** score of 5.5
- **Teacher credentials:** 20% 45 hours; 40% Child Development Associate; 40% AA/AS or higher
- 100% **nationally accredited**
- 60% achieve excellent **performance designation** per state accountability requirements



Advance Student Academic Outcomes

- 70% 4-year-olds reach achievement score on **EOY STAR**
- **Learning gains** score of 55% or higher
- 80% Metropolitan Ministries students exceed average **Post-NIH Toolbox score**; 100% increase scores in all five executive functioning areas



Strengthen Educational Pathways

- 90% **stay rate** for 4-year-olds at Catholic preschools
- Kindergarten **enrollment contribution** from partner preschools:
 - Nativity: 50%
 - St. Joseph's: 85%
 - St. Peter Claver: 30%
- 60% will **transition** to B-rated school or higher
- 100% will **transition** to C-rated school or higher

Our strategic road map



2023-24 results summary



Improve the Quality of Early Learning Providers

- Two of 7 partner centers achieved a **CLASS score** of 5.5 or higher.
- Partner center teachers have achieved program objectives for **hours and Child Development Associate** credentials, while 35% have obtained their **AA/AS** or higher on the way to reaching 40%.
- 88% of partner centers have a **national accreditation**.
- 80% of partners achieved an excellent **performance designation** per state accountability requirements.



Advance Student Academic Outcomes

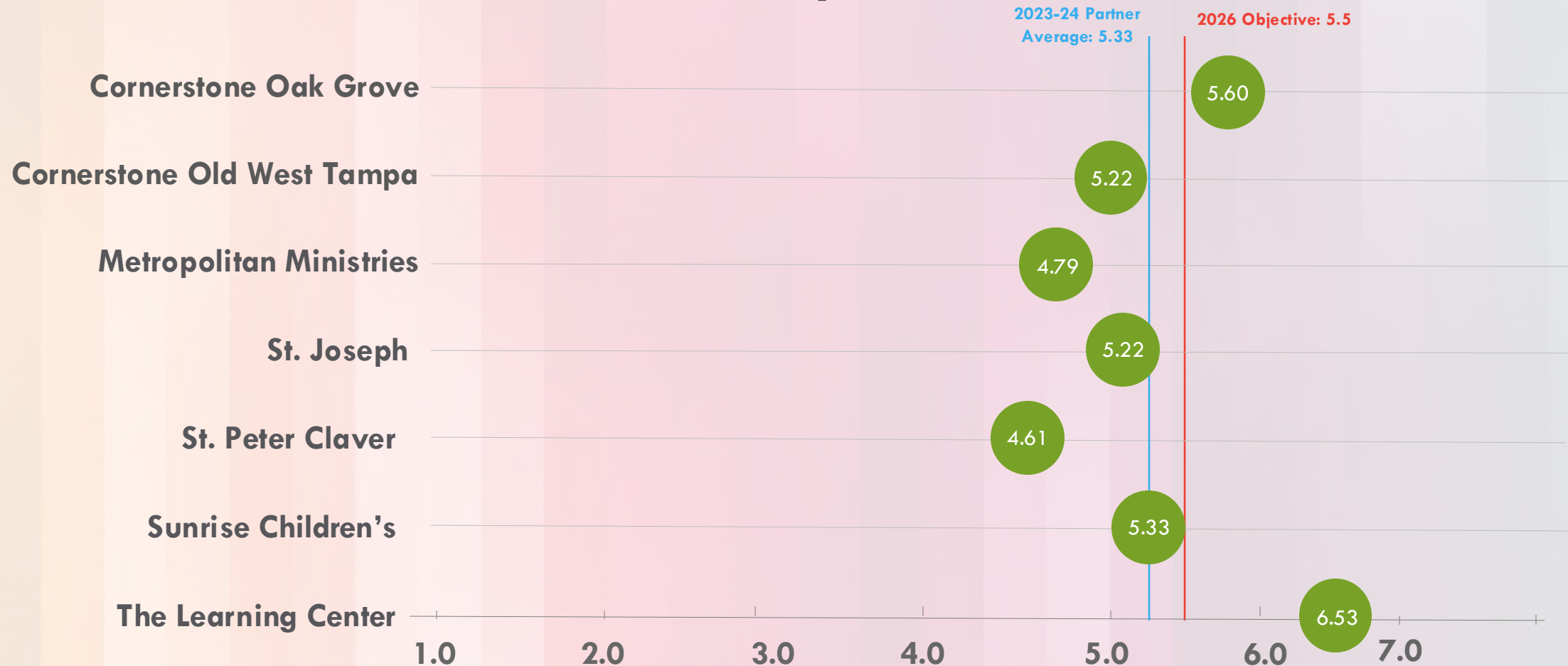
- 74% of 4-year-olds met or exceeded the **end-of-year STAR assessment** achievement score.
- 75% of partner VPK students achieved a **learning gains** score of 55% or higher.
- 88% of Metropolitan Ministries students exceeded the average score on the **Post-NIH Toolbox**, and 100% increased their scores in **all five executive functioning areas**, meeting program objectives.





Strengthen Educational Pathways

- 89% of 4-year-olds at Catholic partner preschools **stayed for kindergarten**.
- 43% of 4-year-olds at Catholic partner preschools **enrolled at their school for kindergarten**.
- 26% of partner students **transitioned to B-rated elementary schools** or higher, 96% went to **C or higher**.

Two partner centers exceeded our CLASS score objective of 5.5 for the 2023-24 school year



Partner center teachers are meeting 2 of 3 program objectives for professional credentials for hours and their CDA

Partner School	45 Hours	Child Development Associate	AA/AS or Higher
Cornerstone	18% (5)	36% (10)	46% (13)
Metropolitan Ministries	23% (3)	54% (7)	23% (3)
Nativity	0%	50% (2)	50% (2)
St. Joseph	0%	0%	100% (2)
St. Peter Claver	50% (1)	0%	50% (1)
Sunrise Children's	20% (2)	70% (7)	10% (1)
The Learning Center	45% (10)	27% (6)	27% (6)
Total	25% (21) 	40% (32) 	35% (28)
Goal	20%	40%	40%

88% of partners have their national accreditation, on their way to achieving 100%

QUALITY RATINGS	Cornerstone	Easterseals	Metropolitan Ministries	Catholic Schools (Nativity, St. Joseph, St. Peter Claver)	Sunrise Children's	The Learning Center
Accreditation	NAC	NAC	NECPA	FCC	NAC	Self-Study Phase
Gold Seal	☑	☑	☑		☑	

- FCC: Florida Catholic Conference Accreditation Program
- NAC: National Accreditation Commission — Association for Early Learners
- NAEYC: National Association for the Education of Young Children
- NECPA: National Early Childhood Program Accreditation
- Gold Seal Quality Care Program: (see page 23 in the glossary for more details)

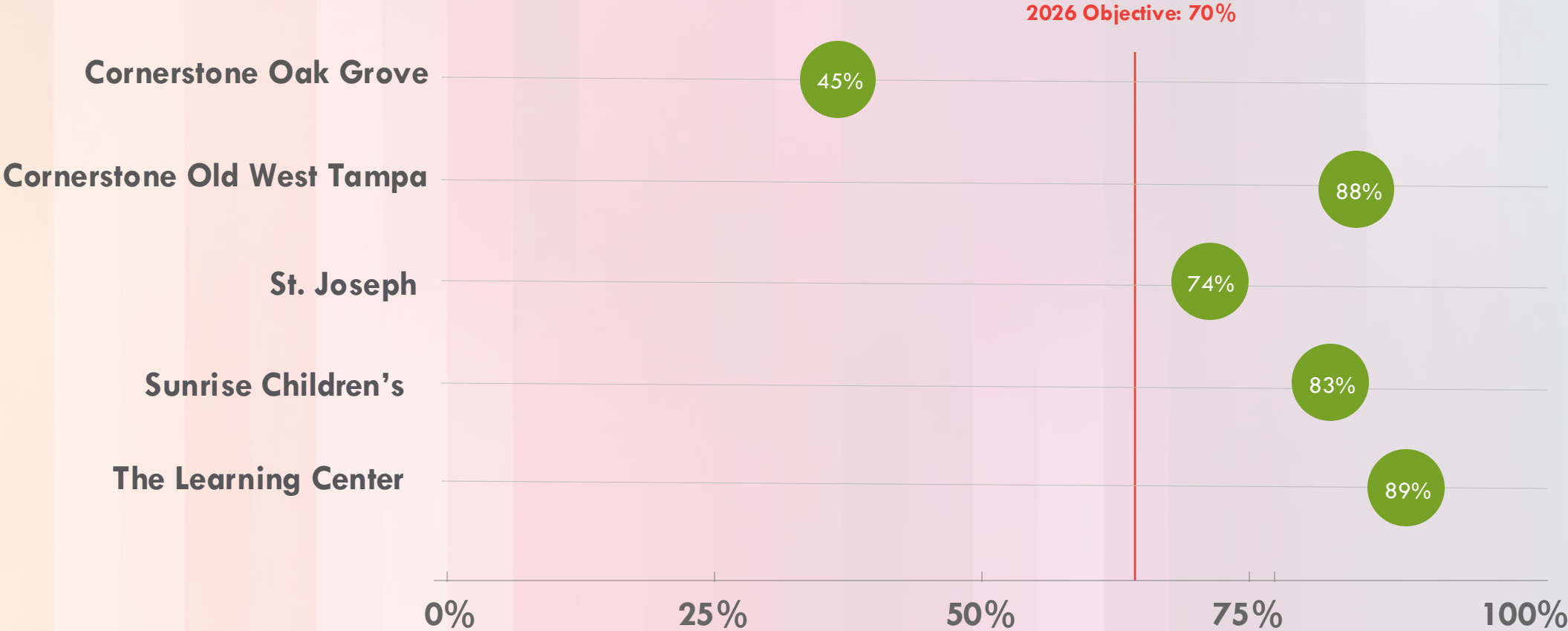
80% of partners achieved an excellent performance designation per state accountability requirements

Partner VPK Class	Performance Points Earned	Performance Designation	2026 Objective
Cornerstone Oak Grove	Null	Incomplete	Excellent
Cornerstone Old West Tampa	78	Excellent	Excellent
St. Joseph	62	Excellent	Excellent
Sunrise Children's	67	Excellent	Excellent
The Learning Center	68	Excellent	Excellent

Performance Designation Scoring Key

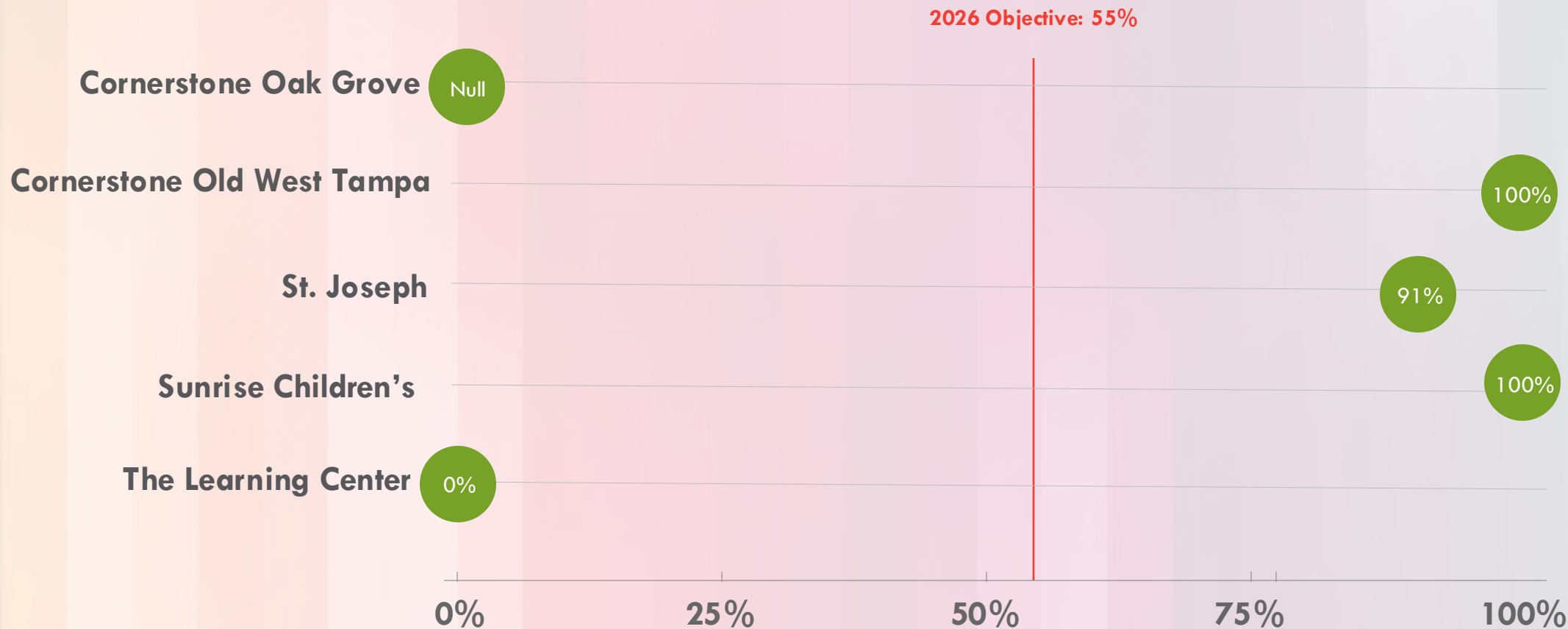
- 100-61: Excellent
- 60-46: Above Expectations
- 45-28: Meets Expectations
- 27-16: Below Expectations
- 15-0: Unsatisfactory

74% of 4-year-olds met or exceeded the achievement score on the end-of-year STAR assessment



THIS CHART SHOWS 4-YEAR-OLD STAR ACHIEVEMENT SCORES FOR STUDENTS AT PARTNER CENTERS AT THE END OF THE 2023-24 SCHOOL YEAR.

75% of partners achieved a learning gains score of 55% or higher on the end-of-year STAR assessment



THIS CHART SHOWS 4-YEAR-OLD LEARNING GAINS FOR STUDENTS AT PARTNER CENTERS BASED ON STAR DATA AT THE END OF THE 2023-24 SCHOOL YEAR.


88% of Metropolitan Ministries students exceeded the NIH Toolbox national average, and 100% increased scores in all five concepts




▲ Meets or exceeds national average score

NIH Toolbox Concept	Pre-Toolbox Metro Min (N=32)	Pre-Toolbox National Avg	Post-Toolbox Metro Min (N=32)	Post-Toolbox National Avg
Sorting Memory	40%	53%	65%	77%
Picture Vocabulary	80% ▲	78%	95% ▲	90%
Oral Reading	98% ▲	92%	100% ▲	100%
Pattern Processing	60% ▲	57%	85% ▲	75%
Picture Sequencing	75%	79%	93% ▲	89%

THIS CHART SHOWS EXECUTIVE FUNCTION SCORES FOR STUDENTS AT METROPOLITAN MINISTRIES THAT WERE CONDUCTED BASED ON WHEN THEY STARTED AND FINISHED THE PROGRAM DURING THE 2023-24 SCHOOL YEAR. NATIONAL AVERAGES ARE FROM THE NATIONAL INSTITUTE OF HEALTH TOOLBOX ASSESSMENT NATIONWIDE STANDARDS.

96% of children at partner schools went to a C-rated school or higher as we strive to increase this to A and B schools

Students Who Transitioned to A or B Schools	Fall 2022	Fall 2023	Fall 2024	2026 Objective
Cornerstone Oak Grove	Opened 23-24	Opened 23-24	10%	60%
Cornerstone Old West Tampa	64%	55%	33%	60%
Easterseals	18%	28%	Closed for move	60%
Sunrise Children's	67%	57%	14%	60%
The Learning Center	99%	80%	100% 	60%

Students Who Transitioned to C Schools or Higher	Fall 2022	Fall 2023	Fall 2024	2026 Objective
Cornerstone Oak Grove	Opened 23-24	Opened 23-24	100% 	100%
Cornerstone Old West Tampa	100%	91%	100% 	100%
Easterseals	100%	94%	Closed for move	100%
Sunrise Children's	100%	100%	86%	100%
The Learning Center	100%	100%	100% 	100%

89% of 4-year-olds at Catholic partner preschools stayed for kindergarten, nearly meeting our objective

School Attended	Stayed for Kindergarten		2026 Objective
	#	%	%
Nativity Catholic	9	90%	90%
St. Joseph	27	90%	90%
St. Peter Claver	4	80%	90%
Total Stay Rate	40	89%	90%

THIS CHART SHOWS THE NUMBER AND PERCENTAGE OF KINDERGARTENERS WHO CAME FROM THEIR PRESCHOOL AT THE BEGINNING OF THE 2023-24 SCHOOL YEAR BASED ON WHERE THEY ATTENDED VPK.

Regarding overall enrollment, 53% of kindergarteners came from partner schools and 47% from other schools

School Attended	Kindergarten Partners		Other Kindergartens		2026 Objective
	#	%	#	%	%
Nativity Catholic	26	44%	33	56%	50%
St. Joseph	27	79%	7	21%	85%
St. Peter Claver	4	27%	11	73%	30%
Total Contribution	58	53%	50	47%	-

THIS CHART SHOWS THE NUMBER AND PERCENTAGE OF PREK4 ALUMNI WHO ENROLLED IN THEIR SCHOOL'S KINDERGARTEN PROGRAM FOR THE BEGINNING OF THE 2023-24 SCHOOL YEAR.



GREAT WE GROW
Tampa Preschool Partnership

Results Dashboard

▲ Up or ▼ from previous year

☑ Already achieved 2026 objective

KEY PERFORMANCE INDICATOR	22-23	23-24	Annual Change	2026 Objective
IMPROVE QUALITY OF EARLY LEARNING PARTNERS				
CLASS Score (Average)	5.01	5.33	.32 ▲	5.50
Partner Teachers Have 45 Hours	-	25%	-	20% ☑
Partners Have Child Development Associate	26%	40%	14% ▲	40% ☑
Partners Have AA Degree or Higher	53%	35%	-18% ▼	40%
Partners Have National Accreditation	80%	88%	8% ▲	100%
Performance Designation of Excellent	0%	80%	80% ▲	60% ☑
ADVANCE STUDENT ACADEMIC OUTCOMES				
Student Achievement Score (end-of-year STAR)	N/A	74%	-	70% ☑
Learning Gains	N/A	75%	-	55% ☑
Metropolitan Ministries Students Exceeding Post-NIH Toolbox National Average	82%	88%	6% ▲	80% ☑
Metropolitan Ministries Students Increasing Scores on All Post-NIH Toolbox Executive Functioning Areas	100%	100%	-	100% ☑
STRENGTHEN EDUCATIONAL PATHWAYS				
Kindergarten Stay Rate (Catholic Partners)	89%	89%	-	90%
Kindergarten Enrollment Contribution Rate:				
Nativity	15%	44%	29% ▲	50%
St. Joseph	79%	79%	-	85%
St. Peter Claver	27%	20%	-7% ▼	30%
B+ School Grade	41%	26%	-15% ▼	60%
C+ School Grade	90%	96%	6% ▲	100%

The plan forward

Improve the Quality of Early Learning Providers

- Each partner school will focus on ensuring all teachers have or are pursuing a minimum of a Child Development Associate credential, **encouraging an Associate in Arts or Science degree** or higher.
- Schools will use **INCENTIVE\$** and **TEACH Scholarships** to encourage participation.

Advance Student Academic Outcomes

- Continue **bringing partners together** to improve end-of-year scores for 4-year-olds.
- **Provide** additional resources in partnership with the Early Learning Coalition to **support CLASS observations and STAR assessments for 4-year-olds**.
- Learn from K-8 schools how we can better prepare students for kindergarten.

Strengthen Educational Pathways

- Continue our “**Navigating the Journey from Preschool to Kindergarten**” initiative for 4- and 5-year-olds to engage and educate preschool parents about elementary school choices.
- Continue and grow **parent-engagement activities** at all center locations.

“

The foundation for our children's lives — and our entire community — depends on their experiences during early childhood. Good experiences lead to better academic outcomes, employment opportunities, earning potential and health. The first five years of a child's life predict how the rest of it will turn out.

”

— Bob Buesing, 21-22 board chair,
Conn Memorial Foundation



GREAT WE GROW
Tampa Preschool Partnership

**For questions about
Great We Grow:**

Laura White
laura@connfoundation.org
813-210-5758



Glossary of Terms

Glossary: Assessments



- **STAR assessment:** State-required assessment that all private and public VPK providers must administer to children at the beginning, middle and end of a VPK program, to evaluate kindergarten readiness on performance standards in early literacy and mathematics
- **NIH Toolbox:** A set of integrated tools that measure cognitive, emotional, motor and sensory functions starting at age 3 among diverse cultures, ethnic and geographic groups; developed by the National Institutes of Health (NIH)
- **Gains:** Students who show one year's worth of growth based on standardized academic assessments for their grade level
- **Kindergarten readiness:** Percent of students demonstrating readiness for kindergarten based on state assessments



Glossary: General terms



- **VPK:** Voluntary Pre-Kindergarten: Free, state-funded pre-kindergarten program for 4- and 5-year-olds who reside in Florida; families must choose a half-day program for the school year or a full-day program for the summer
- **School Readiness:** A state-funded program that offers financial assistance to low-income families for early child education and care so families can become financially self-sufficient and young children can be successful in school
- **Achievement:** The percentage of students performing at or above the standard for their age or grade level
- **Economically disadvantaged:** Students who are eligible for free or reduced-price meals under the National School Lunch and Child Nutrition Program
- **CLASS:** An observational tool used to evaluate a teacher's interactions with children from infancy through age 5
- **Accreditation:** Indicates the level of quality whereby the provider demonstrates the capacity, commitment and competence to support high-quality learning and ongoing program improvement
- **Gold Seal:** In 1996, the Florida Legislature established the Gold Seal Quality Care program to acknowledge childcare facilities and family day care homes that have gone above the required minimum licensing standards to become accredited by recognized agencies whose standard reflects quality in the level of care and supervision provided to children. The Gold Seal is not an accreditation, but a voluntary designation for an accredited agency.



Acronyms



- **AA/AS:** Associate in Arts/Associate in Science (two-year degrees)
- **BA/BS:** Bachelor of Arts/Bachelor of Science (four-year degrees)
- **CDA:** Child Development Associate
- **ELCHC:** Early Learning Coalition of Hillsborough County
- **FCC:** Florida Catholic Conference Accreditation Program
- **HCPS:** Hillsborough County Public Schools
- **NAC:** National Accreditation Commission — Association for Early Learners
- **NAEYC:** National Association for the Education of Young Children
- **NECPA:** National Early Childhood Program Accreditation
- **VPK:** Voluntary Pre-Kindergarten

